


# SUMMER




# MATH PACKET

## 5th Grade Fun Sampler



[www.mathfactfluencyplayground.com](http://www.mathfactfluencyplayground.com)



# THIS SUMMER PACKET BELONGS TO:



---


**(NAME)**




# KEEP TRACK OF YOUR SUMMER WORK

As you complete each activity, color a sun!

## WEEK 1



## WEEK 2






**WEEK 1**

# HOW TO PLAY ROCK, PAPER AND SCISSORS.

**This game is (also known as Roshambo). It is a fun and easy way to start a game.**

**Players say “Rock, paper, scissors.” Each player throws a rock, paper or scissors.**

- **Rock beats scissors,**
- **scissors beat paper,**
- **paper beats rock.**




**scissors**



**rock**



**paper**



**scissors**



**rock**



**paper**

# Multiplication Tic Tac Toe

Multiply by 11


$11 \times 4$	$11 \times 5$	$11 \times 7$	$11 \times 8$	$11 \times 9$	$11 \times 6$
$11 \times 8$	$11 \times 9$	$11 \times 3$	$11 \times 1$	$11 \times 10$	$11 \times 2$
$11 \times 2$	$11 \times 10$	$11 \times 6$	$11 \times 3$	$11 \times 4$	$11 \times 7$

$11 \times 3$	$11 \times 6$	$11 \times 2$	$11 \times 9$	$11 \times 2$	$11 \times 5$
$11 \times 4$	$11 \times 1$	$11 \times 7$	$11 \times 6$	$11 \times 7$	$11 \times 8$
$11 \times 5$	$11 \times 9$	$11 \times 8$	$11 \times 3$	$11 \times 10$	$11 \times 4$

Instructions: Play rock, paper, scissors to see who starts. Then take turns answering a problem on the mat. Whoever gets 3 in a row first wins.

# FRACTION BOARD GAME

**Instructions:** Roll the dice. Move and solve the problem. Whoever reaches the end first wins!

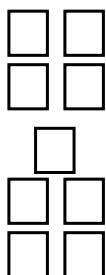
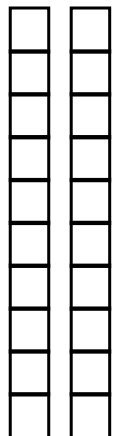


# VISUALIZING DECIMAL COMPARISON

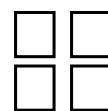

Use the visuals to compare the decimals

$>$ ,  $<$ ,  $=$

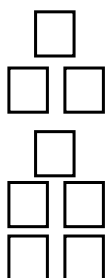

**.2**  **.09**





**.6**  **.04**



**.7**  **.08**



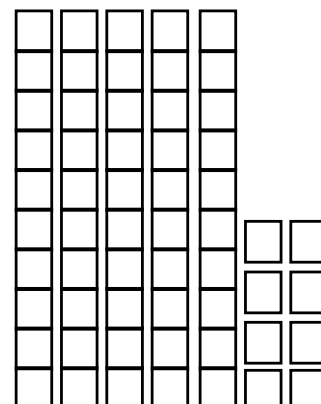
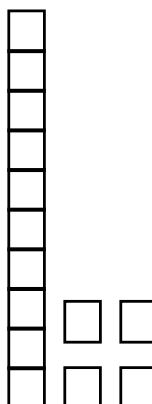
**.72**  **.8**



**.01**  **.1**



**.14**  **.58**





# **PULL AND COMPARE**

## **INSTRUCTIONS:**

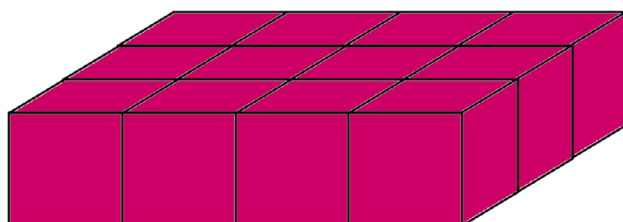
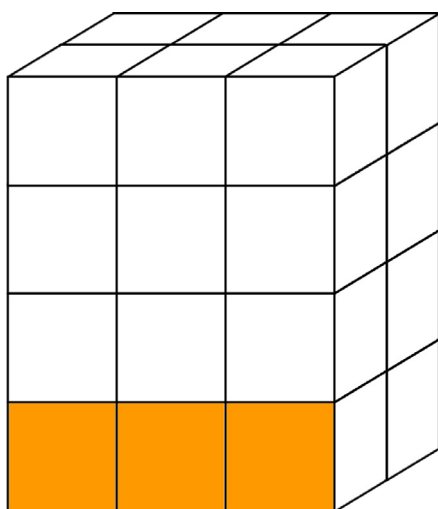
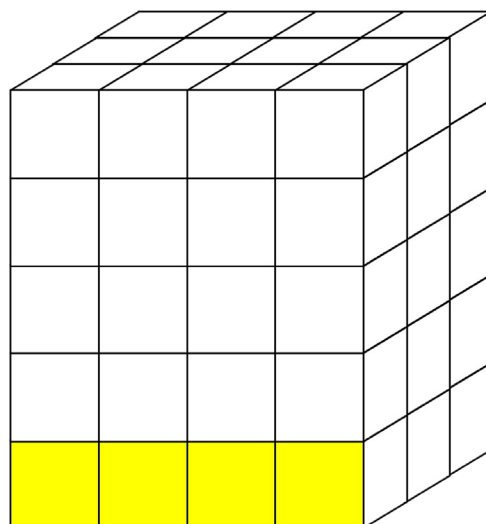
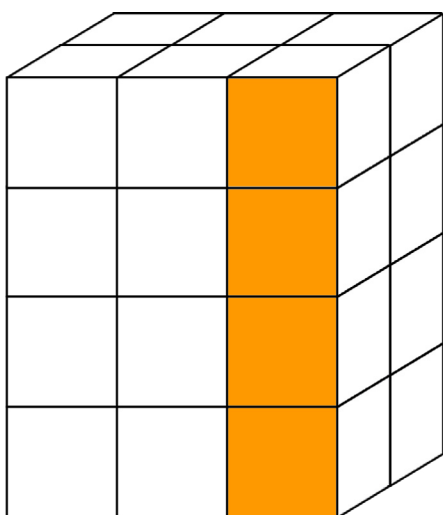
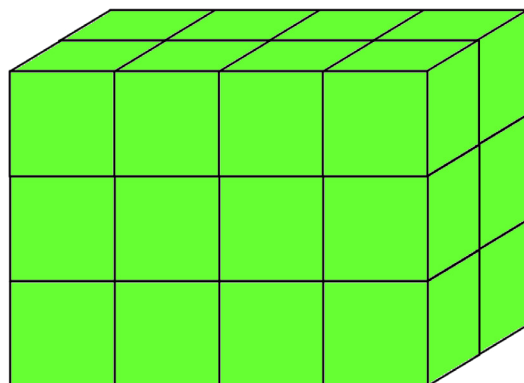
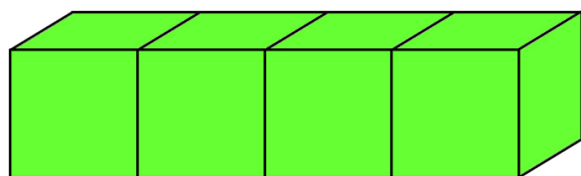
**EACH PLAYER PULLS A CARD. THEY CALCULATE THE VOLUME OF THEIR RECTANGULAR PRISM. WHOEVER HAS THE SHAPE WITH THE LARGEST VOLUME WINS THAT PAIR OF CARDS. WHEN ALL THE CARDS HAVE BEEN PLAYED... THE GAME FINISHES. WHOEVER HAS THE MOST CARDS WINS.**

**How to calculate volume  
of a rectangular prism.**

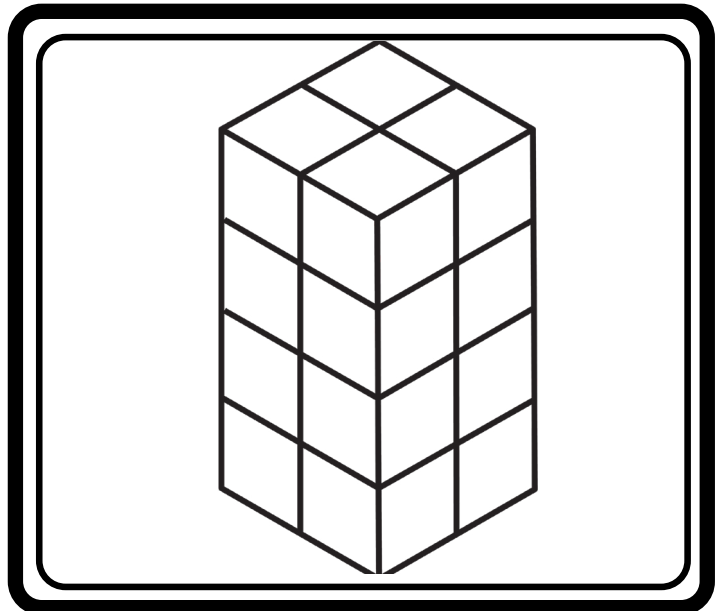
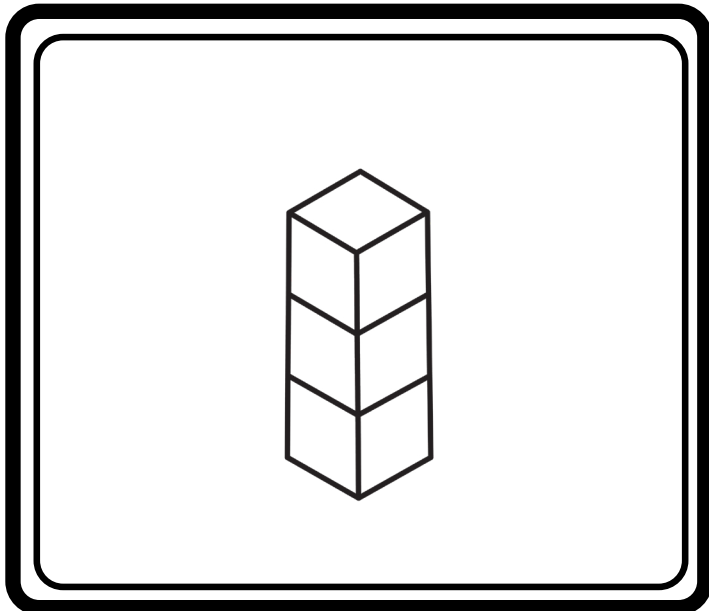
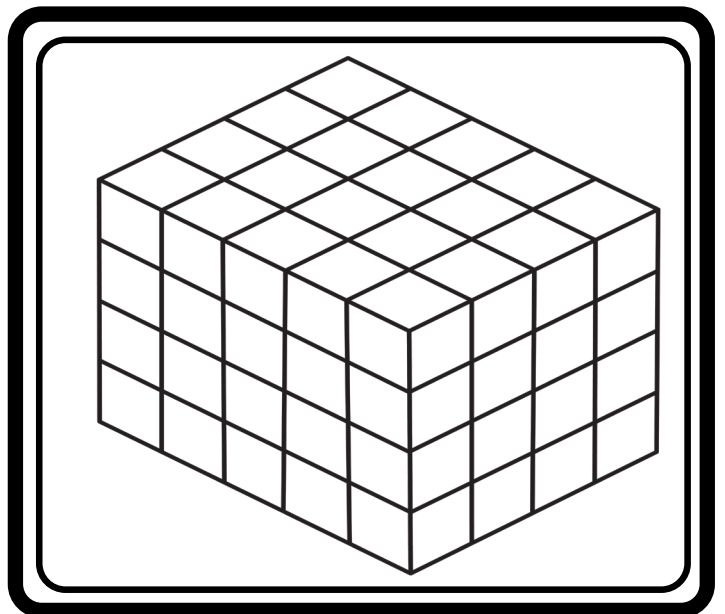
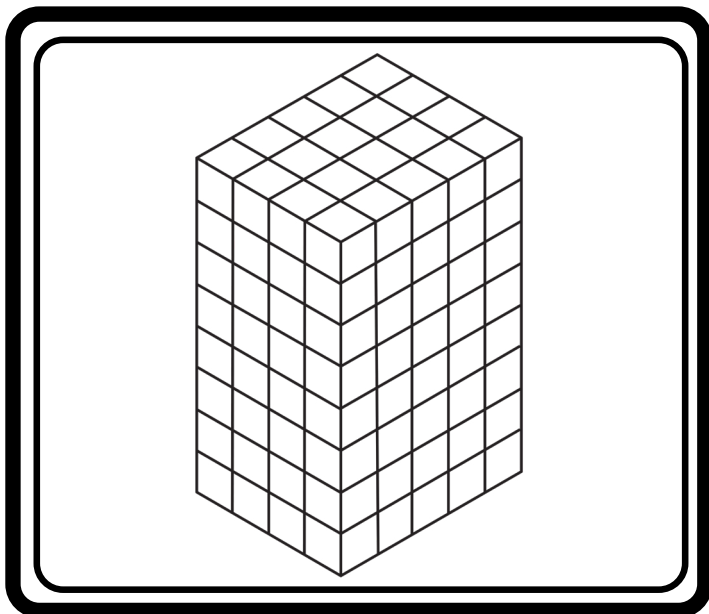
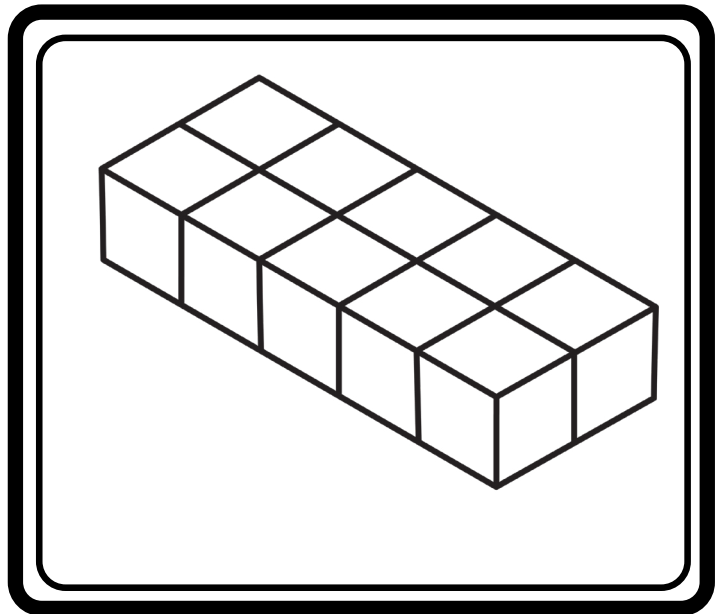

**$L \times W \times H$   
(LENGTH x WIDTH x HEIGHT)**

**\*Graphics, Frames and/or Backgrounds by The Enlightened Elephant  
<http://www.teacherspayteachers.com/Store/The-Enlightened-Elephant>**

# VISUALIZING VOLUME




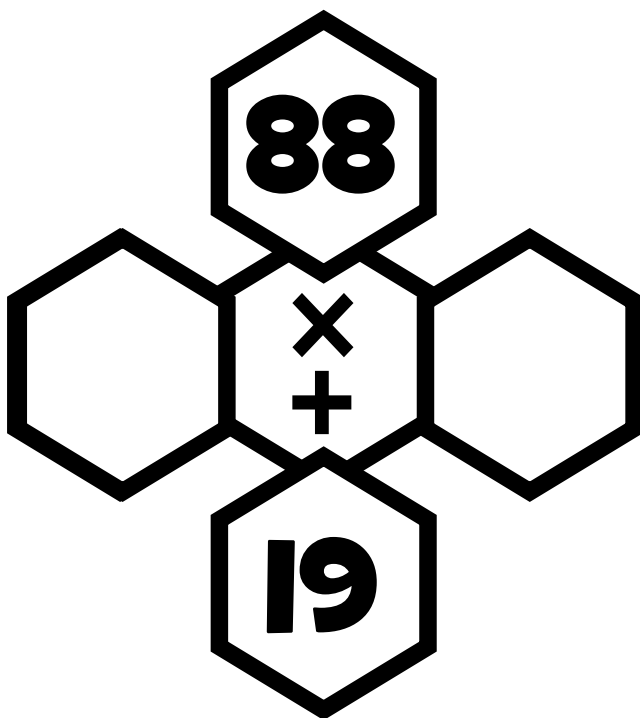
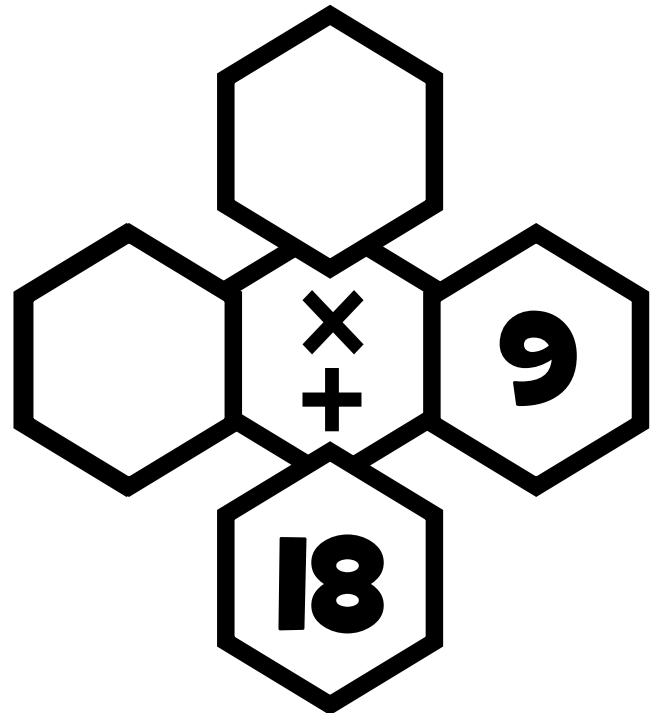
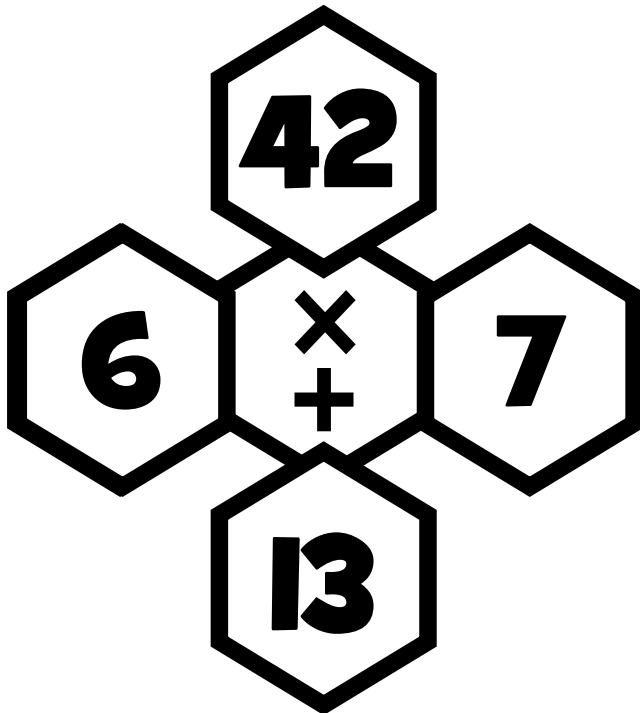
# VISUALIZING VOLUME



# DIAMOND PUZZLES

## INSTRUCTIONS:

THE TOP NUMBER IS THE PRODUCT OF THE 2 SIDE NUMBERS (PRODUCTS). THE BOTTOM NUMBER IS THE SUM OF THE 2 SIDE NUMBERS (THE ADDENDS). FIND THE MISSING NUMBERS.





**WEEK 2**

# Multiplication Tic Tac Toe

## Multiply by 12


$12 \times 1$	$12 \times 3$	$12 \times 4$	$12 \times 5$	$12 \times 6$	$12 \times 3$
$12 \times 5$	$12 \times 2$	$12 \times 9$	$12 \times 8$	$12 \times 1$	$12 \times 7$
$12 \times 6$	$12 \times 8$	$12 \times 7$	$12 \times 2$	$12 \times 10$	$12 \times 4$

$12 \times 3$	$12 \times 9$	$12 \times 1$	$12 \times 4$	$12 \times 7$	$12 \times 5$
$12 \times 4$	$12 \times 10$	$12 \times 2$	$12 \times 2$	$12 \times 4$	$12 \times 3$
$12 \times 7$	$12 \times 6$	$12 \times 5$	$12 \times 10$	$12 \times 1$	$12 \times 9$

**Instructions:** Play rock, paper, scissors to see who starts. Then take turns answering a problem on the mat. Whoever gets 3 in a row first wins.

# FRACTION BOARD GAME

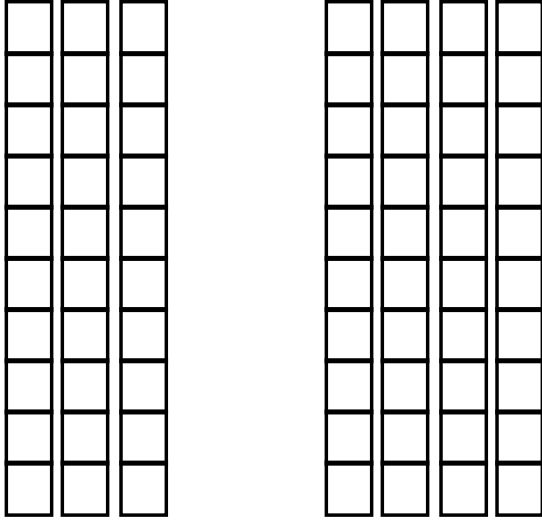
Instructions: Roll the dice. Move and solve the problem. Whoever reaches the end first wins!



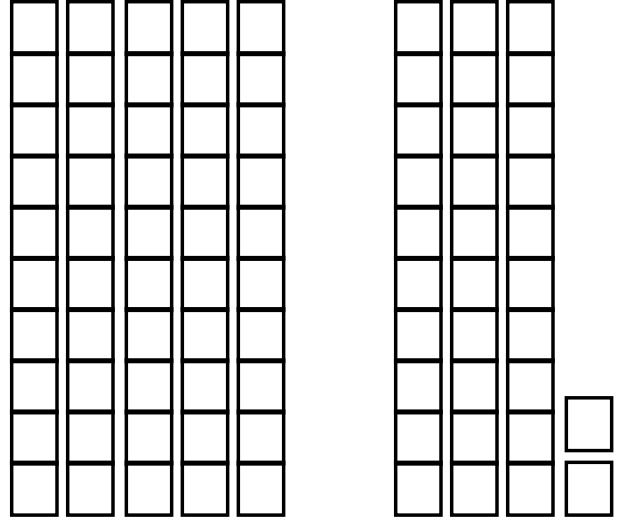
# Visualizing Decimal Addition

USE THE MODELS TO VISUALIZE THE ANSWER.

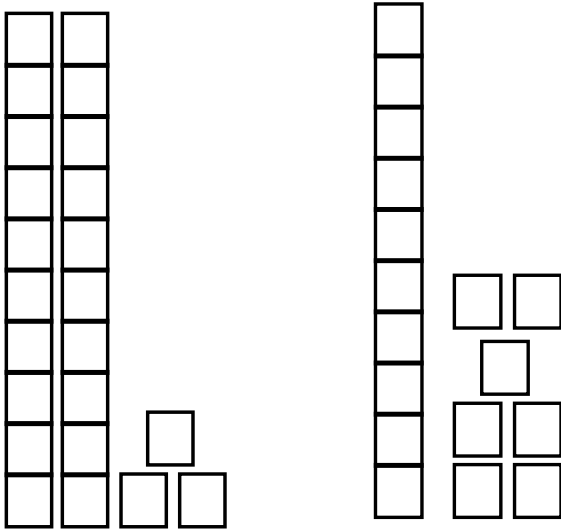
$$.30 + .40$$



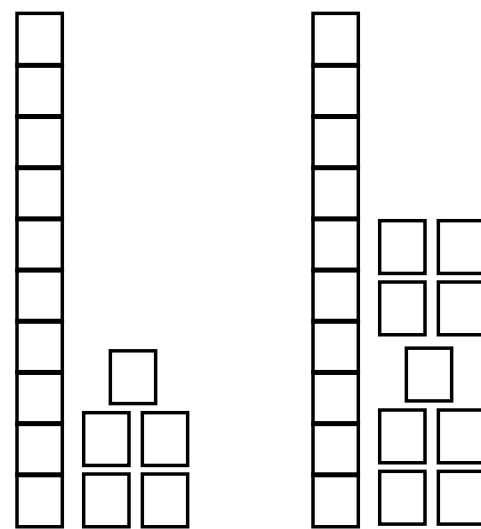
$$.50 + .32$$



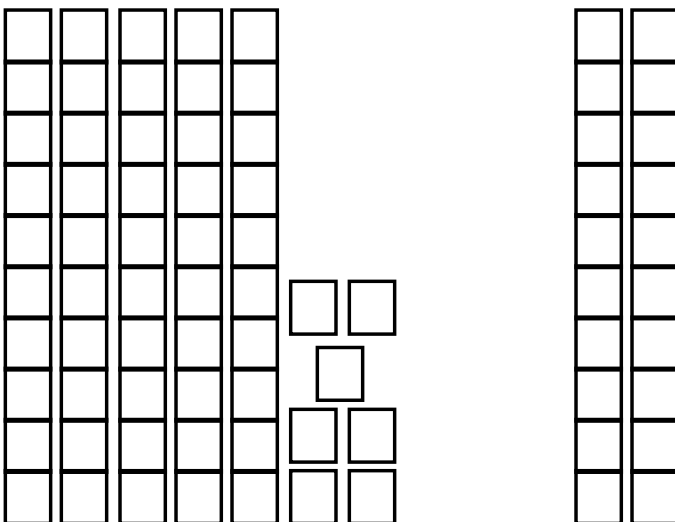
$$.23 + .17$$



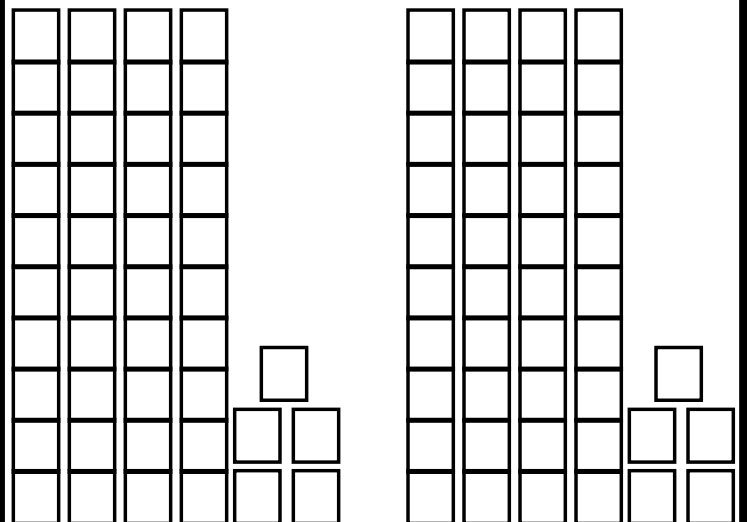
$$.15 + .19$$



$$.57 + .20$$



$$.45 + .45$$





# **Volume Concentration Game**

## **INSTRUCTIONS**

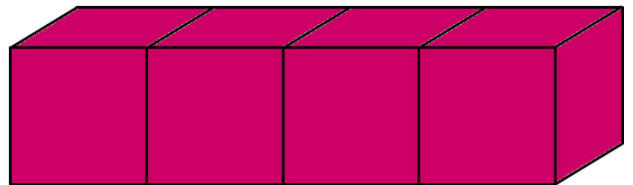
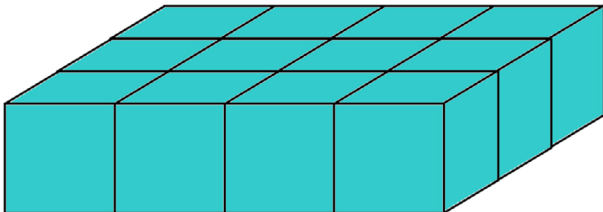
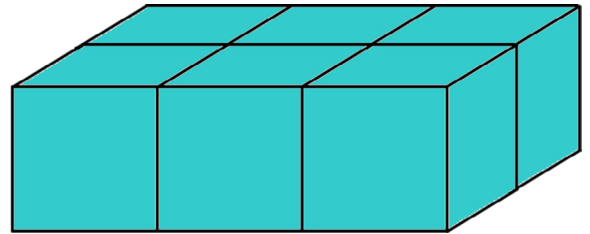
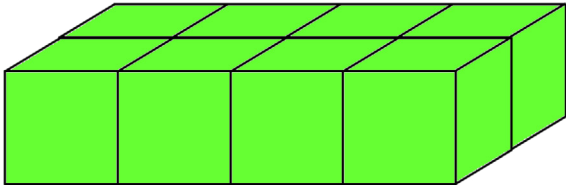
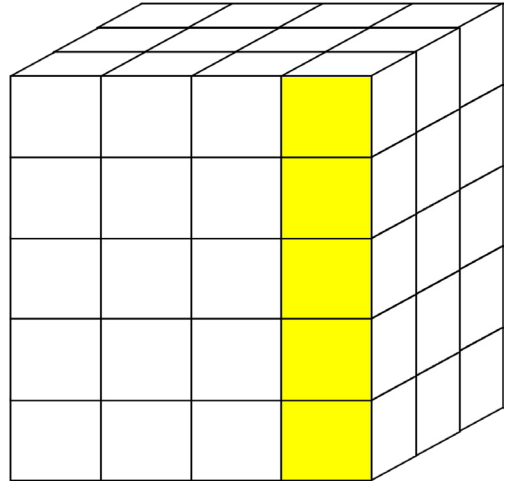
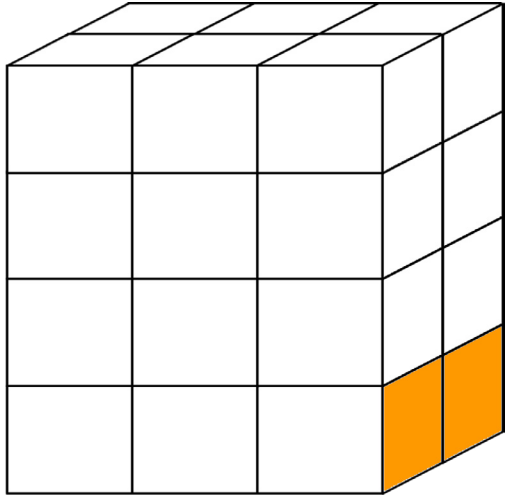
**SET UP THE CARDS FACE DOWN IN A 3 BY 4 ARRAY. PLAY ROCK, PAPER, SCISSORS TO DECIDE WHO WILL START. THEN, TAKE TURNS TURNING OVER 2 CARDS AND TRYING TO MATCH THE PICTURE WITH THE EXPRESSION THAT MATCHES IT. WHOEVER GETS THE MOST PAIRS WHEN ALL THE CARDS ARE GONE, WINS!**

**How to calculate volume  
of a rectangular prism.**

**$L \times W \times H$   
(LENGTH x WIDTH x HEIGHT)**

**\*Graphics, Frames and/or Backgrounds by The Enlightened Elephant  
<http://www.teacherspayteachers.com/Store/The-Enlightened-Elephant>**

# VISUALIZING VOLUME



# VISUALIZING VOLUME

$$4 \times 3 \times 2$$

$$4 \times 3 \times 4$$

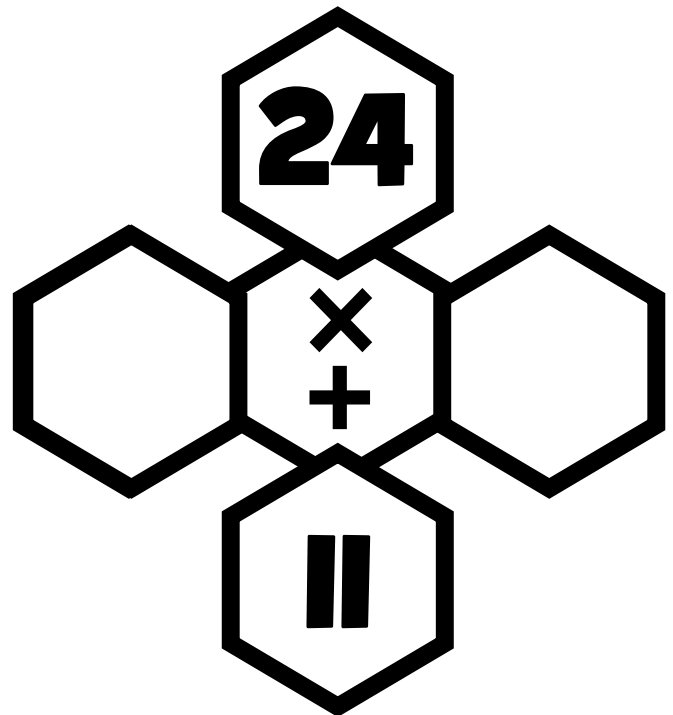
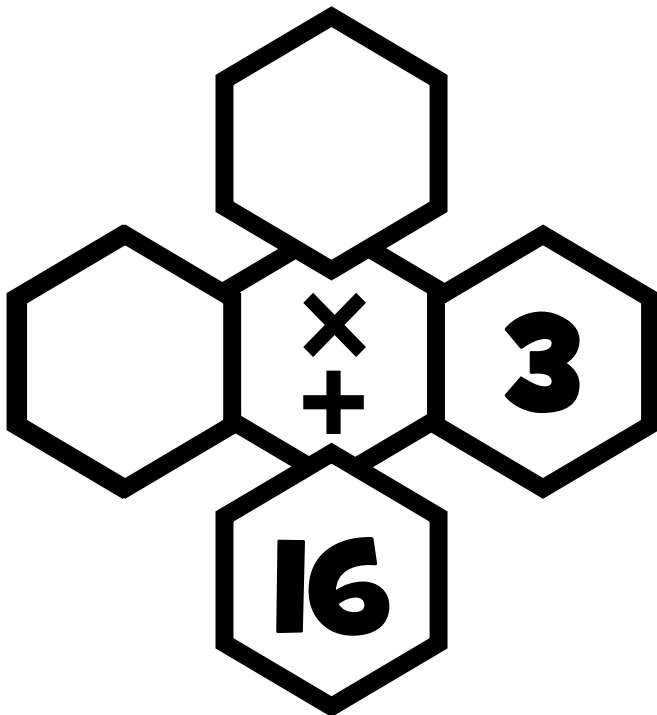
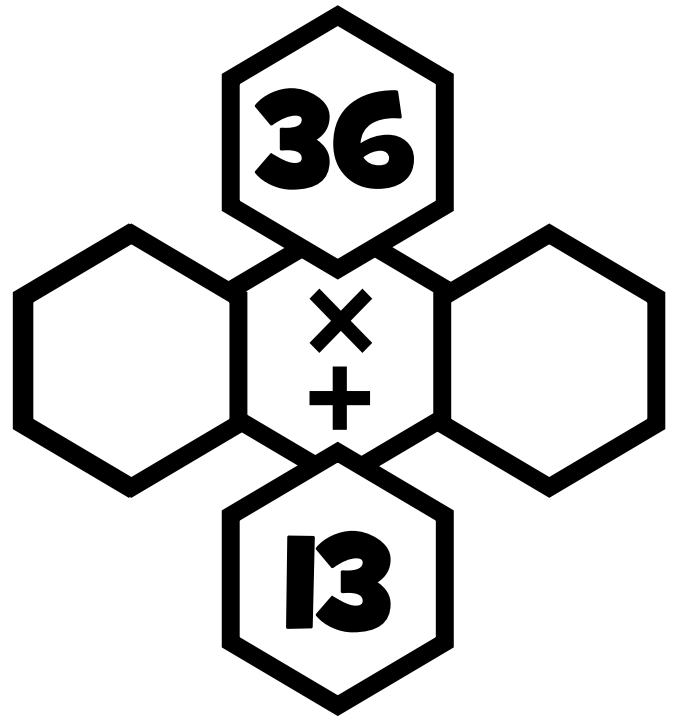
$$4 \times 2 \times 1$$

$$3 \times 2 \times 1$$

$$4 \times 3 \times 1$$

$$4 \times 1 \times 1$$

# DIAMOND PUZZLES



# SUMMER MATH SURVEY!



**Q1: What was your favorite math activity in this packet?**

**Q2: What was kind of tricky? What strategies did you use to help you?**

**Q3: What do you need to continue to practice?**

**Q4: How do you feel about math?**






# THE END

**HOPE YOU HAD A GREAT SUMMER!**






# WOOHOO!



## You did it!

**You have finished the summer packet!**  
**CONGRATULATIONS TO YOU!**

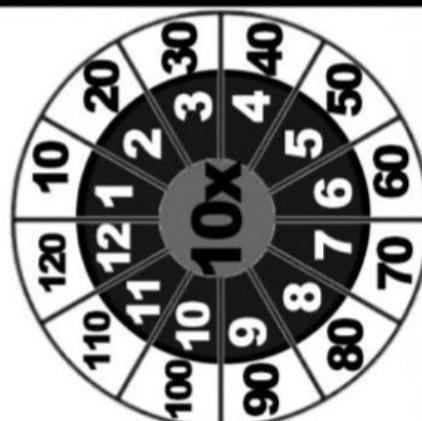


# **WEEK 1 & 2**

## **(Multiplication and Division Answers)**



# MULTIPLICATION CIRCLES TO 10













# Multiplication











X	0	1	2	3	4	5	6	7	8	9	10	11	12
0	0	0	0	0	0	0	0	0	0	0	0	0	0
1	0	1	2	3	4	5	6	7	8	9	10	11	12
2	0	2	4	6	8	10	12	14	16	18	20	22	24
3	0	3	6	9	12	15	18	21	24	27	30	33	36
4	0	4	8	12	16	20	24	28	32	36	40	44	48
5	0	5	10	15	20	25	30	35	40	45	50	55	60
6	0	6	12	18	24	30	36	42	48	54	60	66	72
7	0	7	14	21	28	35	42	49	56	63	70	77	84
8	0	8	16	24	32	40	48	56	64	72	80	88	96
9	0	9	18	27	36	45	54	63	72	81	90	99	108
10	0	10	20	30	40	50	60	70	80	90	100	110	120
11	0	11	22	33	44	55	66	77	88	99	110	121	132
12	0	12	24	36	48	60	72	84	96	108	120	132	144

# DIVISION TABLES











## DIVIDING BY 1


$$\begin{array}{l} 1 \div 1 = 1 \\ 2 \div 1 = 2 \\ 3 \div 1 = 3 \\ 4 \div 1 = 4 \\ 5 \div 1 = 5 \\ 6 \div 1 = 6 \\ 7 \div 1 = 7 \\ 8 \div 1 = 8 \\ 9 \div 1 = 9 \\ 10 \div 1 = 10 \end{array}$$











## DIVIDING BY 2


$$\begin{array}{l} 2 \div 2 = 1 \\ 4 \div 2 = 2 \\ 6 \div 2 = 3 \\ 8 \div 2 = 4 \\ 10 \div 2 = 5 \\ 12 \div 2 = 6 \\ 14 \div 2 = 7 \\ 16 \div 2 = 8 \\ 18 \div 2 = 9 \\ 20 \div 2 = 10 \end{array}$$











## DIVIDING BY 3


$$\begin{array}{l} 3 \div 3 = 1 \\ 6 \div 3 = 2 \\ 9 \div 3 = 3 \\ 12 \div 3 = 4 \\ 15 \div 3 = 5 \\ 18 \div 3 = 6 \\ 21 \div 3 = 7 \\ 24 \div 3 = 8 \\ 27 \div 3 = 9 \\ 30 \div 3 = 10 \end{array}$$

## DIVIDING BY 4









$$\begin{array}{l} 4 \div 4 = 1 \\ 8 \div 4 = 2 \\ 12 \div 4 = 3 \\ 16 \div 4 = 4 \\ 20 \div 4 = 5 \\ 24 \div 4 = 6 \\ 28 \div 4 = 7 \\ 32 \div 4 = 8 \\ 36 \div 4 = 9 \\ 40 \div 4 = 10 \end{array}$$

## DIVIDING BY 5









$$\begin{array}{l} 5 \div 5 = 1 \\ 10 \div 5 = 2 \\ 15 \div 5 = 3 \\ 20 \div 5 = 4 \\ 25 \div 5 = 5 \\ 30 \div 5 = 6 \\ 35 \div 5 = 7 \\ 40 \div 5 = 8 \\ 45 \div 5 = 9 \\ 50 \div 5 = 10 \end{array}$$

# DIVISION TABLES








## DIVIDING BY 6


$$\begin{array}{l} 6 \div 6 = 1 \\ 12 \div 6 = 2 \\ 18 \div 6 = 3 \\ 24 \div 6 = 4 \\ 30 \div 6 = 5 \\ 36 \div 6 = 6 \\ 42 \div 6 = 7 \\ 48 \div 6 = 8 \\ 54 \div 6 = 9 \\ 60 \div 6 = 10 \end{array}$$









## DIVIDING BY 7


$$\begin{array}{l} 7 \div 7 = 1 \\ 14 \div 7 = 2 \\ 21 \div 7 = 3 \\ 28 \div 7 = 4 \\ 35 \div 7 = 5 \\ 42 \div 7 = 6 \\ 49 \div 7 = 7 \\ 56 \div 7 = 8 \\ 63 \div 7 = 9 \\ 70 \div 7 = 10 \end{array}$$









## DIVIDING BY 8


$$\begin{array}{l} 8 \div 8 = 1 \\ 16 \div 8 = 2 \\ 24 \div 8 = 3 \\ 32 \div 8 = 4 \\ 40 \div 8 = 5 \\ 48 \div 8 = 6 \\ 56 \div 8 = 7 \\ 64 \div 8 = 8 \\ 72 \div 8 = 9 \\ 80 \div 8 = 10 \end{array}$$


## DIVIDING BY 9


$$\begin{array}{l} 9 \div 9 = 1 \\ 18 \div 9 = 2 \\ 27 \div 9 = 3 \\ 36 \div 9 = 4 \\ 45 \div 9 = 5 \\ 54 \div 9 = 6 \\ 63 \div 9 = 7 \\ 72 \div 9 = 8 \\ 81 \div 9 = 9 \\ 90 \div 9 = 10 \end{array}$$


## DIVIDING BY 10

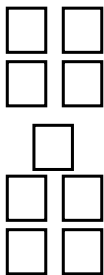
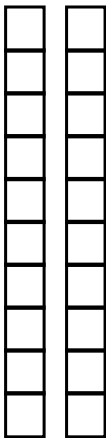

$$\begin{array}{l} 10 \div 10 = 1 \\ 20 \div 10 = 2 \\ 30 \div 10 = 3 \\ 40 \div 10 = 4 \\ 50 \div 10 = 5 \\ 60 \div 10 = 6 \\ 70 \div 10 = 7 \\ 80 \div 10 = 8 \\ 90 \div 10 = 9 \\ 100 \div 10 = 10 \end{array}$$


# WEEK 1

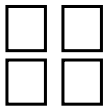

# VISUALIZING DECIMAL COMPARISON

Use the visuals to compare the decimals  
>, <, =

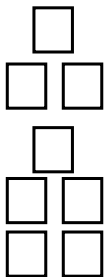

**.2** **>** **.09**





**.6** **>** **.04**



**.7** **>** **.08**



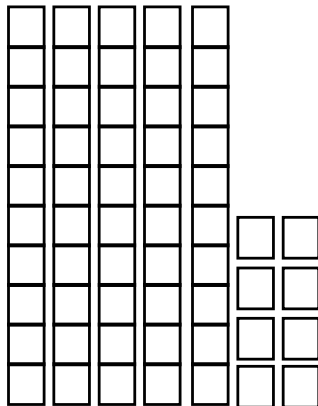
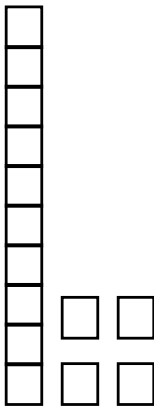
**.72** **<** **.8**



**.01** **<** **.1**




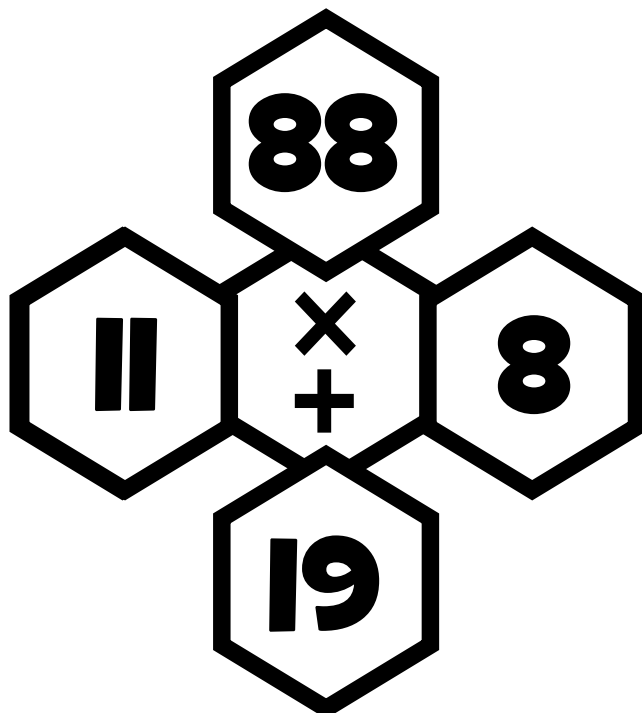
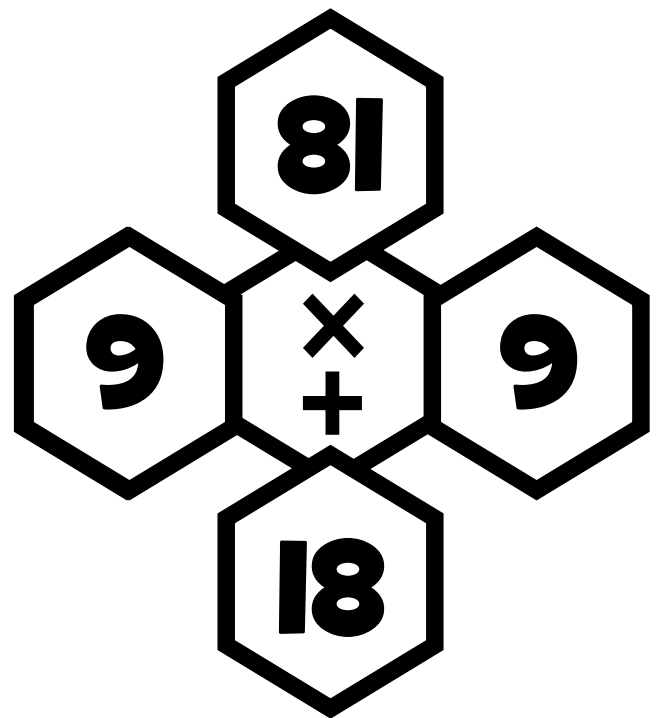
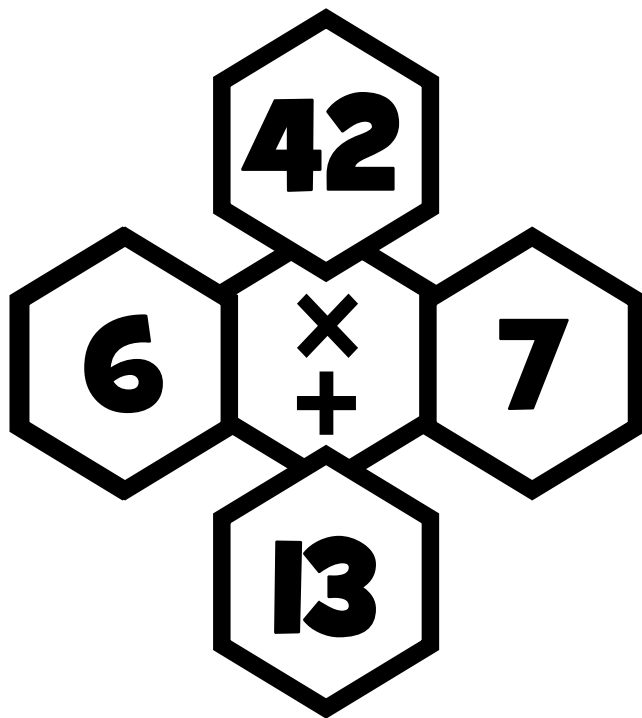
**.14** **<** **.58**



# DIAMOND PUZZLES

## INSTRUCTIONS:

THE TOP NUMBER IS THE PRODUCT OF THE 2 SIDE NUMBERS (PRODUCTS). THE BOTTOM NUMBER IS THE SUM OF THE 2 SIDE NUMBERS (THE ADDENDS). FIND THE MISSING NUMBERS.



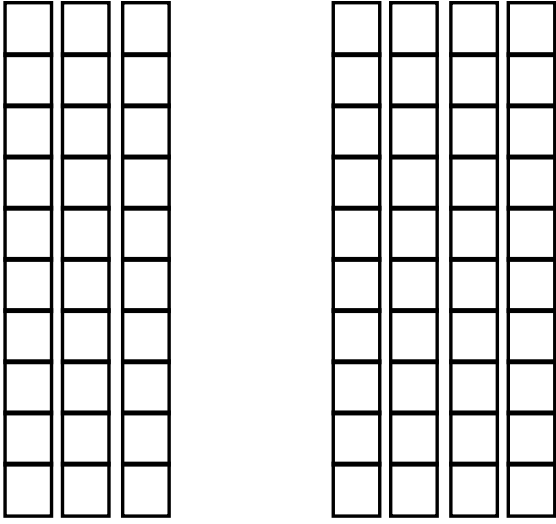
# WEEK 2



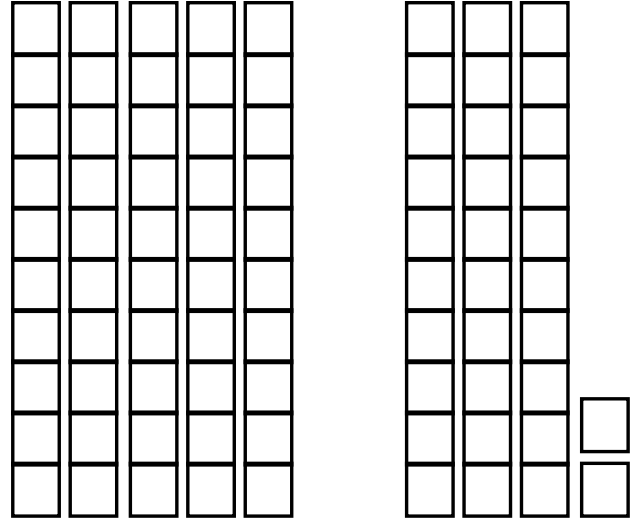
# Visualizing Decimal Addition

USE THE MODELS TO VISUALIZE THE ANSWER.

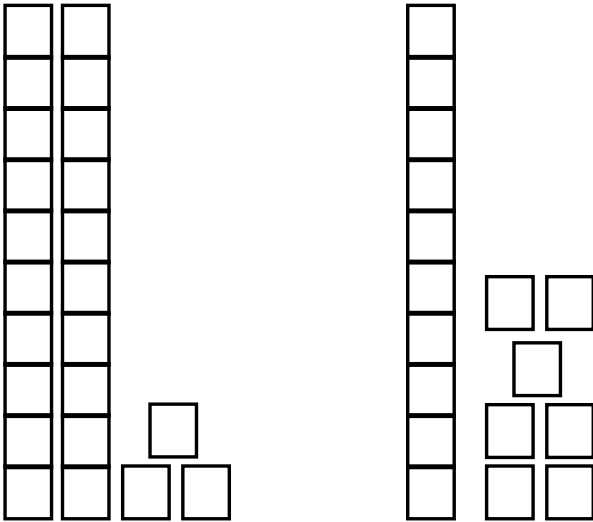
$$.30 + .40 = .70$$



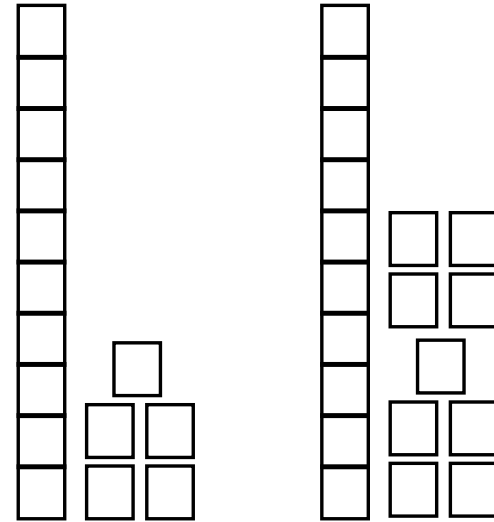
$$.50 + .32 = .82$$



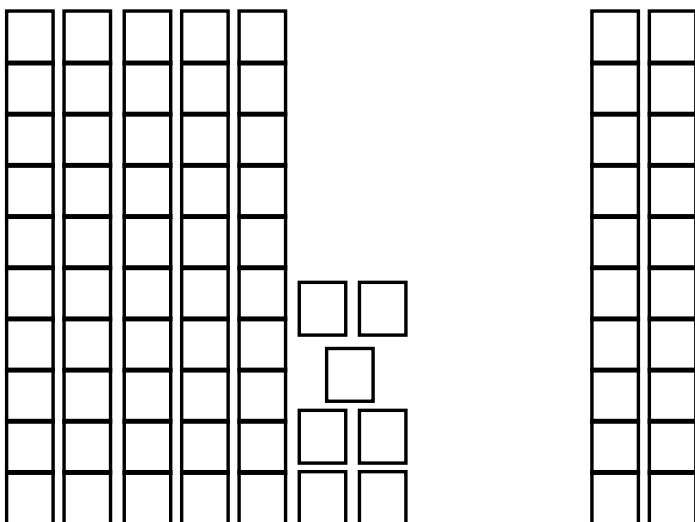
$$.23 + .17 = .40$$



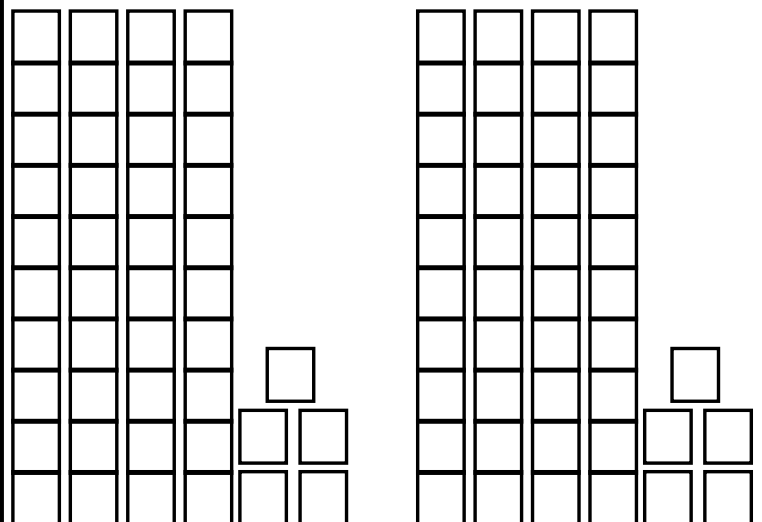
$$.15 + .19 = .34$$



$$.57 + .20 = .77$$



$$.45 + .45 = .90$$



# DIAMOND PUZZLES

INSTRUCTIONS:

THE TOP NUMBER IS THE PRODUCT OF THE 2 SIDE NUMBERS (PRODUCTS). THE BOTTOM NUMBER IS THE SUM OF THE 2 SIDE NUMBERS (THE ADDENDS). FIND THE MISSING NUMBERS.

