

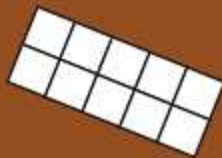


GUIDED MATH
TEACHER'S


HUNDRED GRID Tool Kit



1	2	3	4	5	6	7	8	9	10
11	12	13	14	15	16	17	18	19	20
21	22	23	24	25	26	27	28	29	30
31	32	33	34	35	36	37	38	39	40
41	42	43	44	45	46	47	48	49	50
51	52	53	54	55	56	57	58	59	60
61	62	63	64	65	66	67	68	69	70
71	72	73	74	75	76	77	78	79	80
81	82	83	84	85	86	87	88	89	90
91	92	93	94	95	96	97	98	99	100



1	2	3	4	5	6	7	8	9	10
11	12	13	14	15	16	17	18	19	20
21	22	23	24	25	26	27	28	29	30
31	32	33	34	35	36	37	38	39	40
41	42	43	44	45	46	47	48	49	50



HUNDRED GRID TOOL KIT



1	2	3	4	5	6	7	8	9	10
11	12	13	14	15	16	17	18	19	20
21	22	23	24	25	26	27	28	29	30
31	32	33	34	35	36	37	38	39	40
41	42	43	44	45	46	47	48	49	50
51	52	53	54	55	56	57	58	59	60
61	62	63	64	65	66	67	68	69	70
71	72	73	74	75	76	77	78	79	80
81	82	83	84	85	86	87	88	89	90
91	92	93	94	95	96	97	98	99	100

**I MORE & I LESS
10 MORE & 10 LESS**

	10 LESS	
I LESS	54	I MORE
	10 MORE	

NUMBER GRID

1	2	3	4	5	6	7	8	9	10
11	12	13	14	15	16	17	18	19	20
21	22	23	24	25	26	27	28	29	30
31	32	33	34	35	36	37	38	39	40
41	42	43	44	45	46	47	48	49	50
51	52	53	54	55	56	57	58	59	60
61	62	63	64	65	66	67	68	69	70
71	72	73	74	75	76	77	78	79	80
81	82	83	84	85	86	87	88	89	90
91	92	93	94	95	96	97	98	99	100

POW! SPLASH!

TABLE OF CONTENTS

Number Grid _____	p.1
Hunded Chart _____	p.2
I More and I Less 10 More and 10 Less _____	p.3
Hunded Chart _____	p.4
Numbers 1 to 100 _____	p.10
Number Grid _____	p.15
Blank Number Grid _____	p.17
One Hundred Chart (Blank) _____	p.19
Empty Hundred Grid _____	p.20
One Hundred Twenty Chart _____	p.22
Number Chart 1-200 _____	p.23
Number Chart 1-300 _____	p.24
A Thousand Chart _____	p.25
Skip Counting by 5 _____	p.27
Skip Counting by 10 _____	p.37
List of Prime Number _____	p.39
Hundred Chart Addition _____	p.41
Hundred Chart Subtraction _____	p.42
Reference _____	p.43

Math Fact Fluency Playground
Email: drnicki@mathfactfluencyplayground.com
Website: Math Fact Fluency Playground
Produced by Math Fact Fluency Playground
Thank you to the entire Production

Copyright © Math Fact Fluency Playground

All rights reserved. No part of the book may be reproduced in any form, stored in a retrieval system, by any mechanical, photocopying, recording, scanning, electronic means, or otherwise under Section 107 or 108 of the 1976 United States Copyright Act, without prior written permission in writing from the publisher, except by a reviewer, who may quote brief passages in a review, with the exception of the reproducible, which may be photocopied for classroom use.

Permission is given to individual classroom teachers to reproduce the pages for classroom instruction use only. Reproduction of these materials for an entire school or district is strictly forbidden.

For additional copies of this publication or permission to reproduce this work, please contact Math Fact Fluency Playground.

Chief Operating Officer: Dr. Nicki Newton
Publisher: Math Fact Fluency Playground
Cover Design: Math Fact Fluency Playground Team
Text Design and Composition: Math Fact Fluency Playground Team

Printed in the United States of America
Volume I: August 2023

Welcome to this book!

I am so excited that you are here to share this with me. This is the everything you ever wanted, needed, thought you might need, never even knew that you needed a mega book of guided math hundred grid templates. This book is organized to help teach place value using hundred grids. It is written as a k-2 book in the spirit of acceleration and differentiation. The templates are differentiated along the learning progression so that you can meet your students where they are in small groups.

How to Use this Book!

This book has templates that the teacher can use for guided math groups, whole class activities, workstations and homework! The teacher can pull the different templates and make a binder for each person in the group. In the binder, put the templates in sheet protectors or laminate them so they can be used over and over again! Each student will have their own binder and they can use it as needed!

Big Ideas/Priority Standards

This book is aligned to the Big Ideas/Priority standards in k-2. It can be used as a supplement to any program. We have created a variety of templates to address the variations in state standards. These templates will provide you a way to reach back to catch up as well as extend learning for those students who are ready to go to the next steps.

Learning Trajectories

Speaking of steps, we have based all of our templates with the learning trajectories in mind. A learning trajectory is a developmental path that shows the landscape of learning a particular concept. Clements and Sarama have written extensively about learning trajectories (www.learningtrajectories.org). In the front of each book, you will find the learning trajectories for the topic.

Guided Math

Guided Math is a way of teaching students in small groups. Small groups allow us to get up close and personal with our students and their learning. In a small guided math group, there should be no more than 3-5 students. Groups meet for 10-15 minutes. The focus is on DOING MATH. These templates help you to do just that! They provide a space for students to explore, think, talk and work. In the small guided math group, students will make sense of math through working with their peers, their teacher and the different math materials (thinking mats, manipulatives, vocabulary/language talk frames).

While students are working together, the teacher guides them, asks important questions and provides the necessary feedback on their attempts at making sense of the math so that they can make the necessary connections and corrections and build a deeper understanding of the math concepts. The learning spirals and children build on prior knowledge as they engage in new experiences.

(Dewey 1933/1998; Piaget, 1972; Vygotsky, 1978; Bruner, 1973, 1990). In the guided math group, the student's should spend most of the time doing math rather than listening to the teacher talk about math.

Experiences are scaffolded in a way to maximize the learning opportunities. Students are working in their Zone of Proximal Development, meaning that they are working at a level that is just right, not too easy and not too difficult (Vygotsky, 1978). Through interaction with more capable peers, adults who are facilitating their learning and artifacts (in this case appropriately selected materials such as manipulatives, books, computer programs etc.), students make meaning of the math (Vygotsky).

Differentiated Instruction

As Coco Aguirre (my mentor teacher) had hanging above the threshold of her door. "If a student doesn't learn the way you teach, then teach the way they learn." This is a simple but powerful truth. Meet the children where they are and then take them to the next level. For me, differentiation is about always asking myself, "If they aren't getting it, what can I do differently?" These templates provide you an option to scaffold the learning so that all students have access to the grade level content!

Tomlinson (1999) speaks of how differentiated instruction results in academically responsive classrooms. In this type of classroom teachers are aware of the academic levels of their students and create curriculum designed to respond to their needs. Tomlinson stated that at its most basic level, differentiating instruction means "shaking up" what goes on in the classroom so that students have multiple options for taking in information, making sense of ideas, and expressing what they learn. In other words, a differentiated classroom provides different avenues to acquiring content, to processing or making sense of ideas, and to developing products so that each student can learn effectively (2001).

• While differentiation “advocates attending to students as individuals. it does not assume a separate assignment for each learner”(Tomlinson). “Differentiation needs to be student-centered, rooted in assessment, and dynamic” Serravello, 2010. We are constantly adjusting our teaching in response to what students are telling and showing us in their work and talk. Teachers who differentiate must take the time to get to know their students well. They have to understand them as people, learners and know what motivates them to reach their goals. Robb notes that “Differentiation is a way of teaching. it’s not a program or a package of worksheets. It asks teachers to know their students well so they can provide each one with experiences and tasks that will improve learning” (2008, p.13).

• **Math Talk**

• One of the most important things that happen in the math class is the discussion. We have to teach students to be active participants and engaged listeners. We want them to respect each other deeply and seek to truly understand each other without judgment. They have to learn to develop and defend their thinking, justify their answers and respectfully disagree with each other. The National Council of Teachers of Mathematics (NCTM) defines math talk as “the ways of representing, thinking, talking, and agreeing and disagreeing that teachers and students use to engage in [mathematical] tasks” (NCTM, 1991).

Questioning

It is so important to ask good questions. The questions should reach beyond the answer. As Phil Daro notes, we have to go “beyond answer-getting (<https://vimeo.com/79916037>).” The questions in the guided math group should be designed to get students to understand more fundamentally the mathematics of the grade level. Good questions don’t just happen, they are planned for. The teacher should know ahead of time the types of questions that she will ask and why she will ask them. In the plan for the lesson, the teacher should brainstorm some possible questions that push student thinking. These are not yes or no questions, but rather ones that require students to explain themselves, show what they know and defend and justify their thinking.



NUMBER GRID



1	2	3	4	5	6	7	8	9	10
11	12	13	14	15	16	17	18	19	20
21	22	23	24	25	26	27	28	29	30
31	32	33	34	35	36	37	38	39	40
41	42	43	44	45	46	47	48	49	50
51	52	53	54	55	56	57	58	59	60
61	62	63	64	65	66	67	68	69	70
71	72	73	74	75	76	77	78	79	80
81	82	83	84	85	86	87	88	89	90
91	92	93	94	95	96	97	98	99	100



POW!



SPLASH!

USING A HUNDREDS CHART

1	2	3	4	5	6	7	8	9	10
11	12	13	14	15	16	17	18	19	20
21	22	23	24	25	26	27	28	29	30
31	32	33	34	35	36	37	38	39	40
41	42	43	44	45	46	47	48	49	50
51	52	53	54	55	56	57	58	59	60
61	62	63	64	65	66	67	68	69	70
71	72	73	74	75	76	77	78	79	80
81	82	83	84	85	86	87	88	89	90
91	92	93	94	95	96	97	98	99	100

41

A COLUMN GOES **UP** AND **DOWN**

51

61

IT GOES BY

10s

71

A ROW GOES **LEFT** AND **RIGHT**

34 35 36 37

IT GOES BY

1s

I MORE & I LESS
10 MORE & 10 LESS

10 LESS

I LESS

54

I MORE

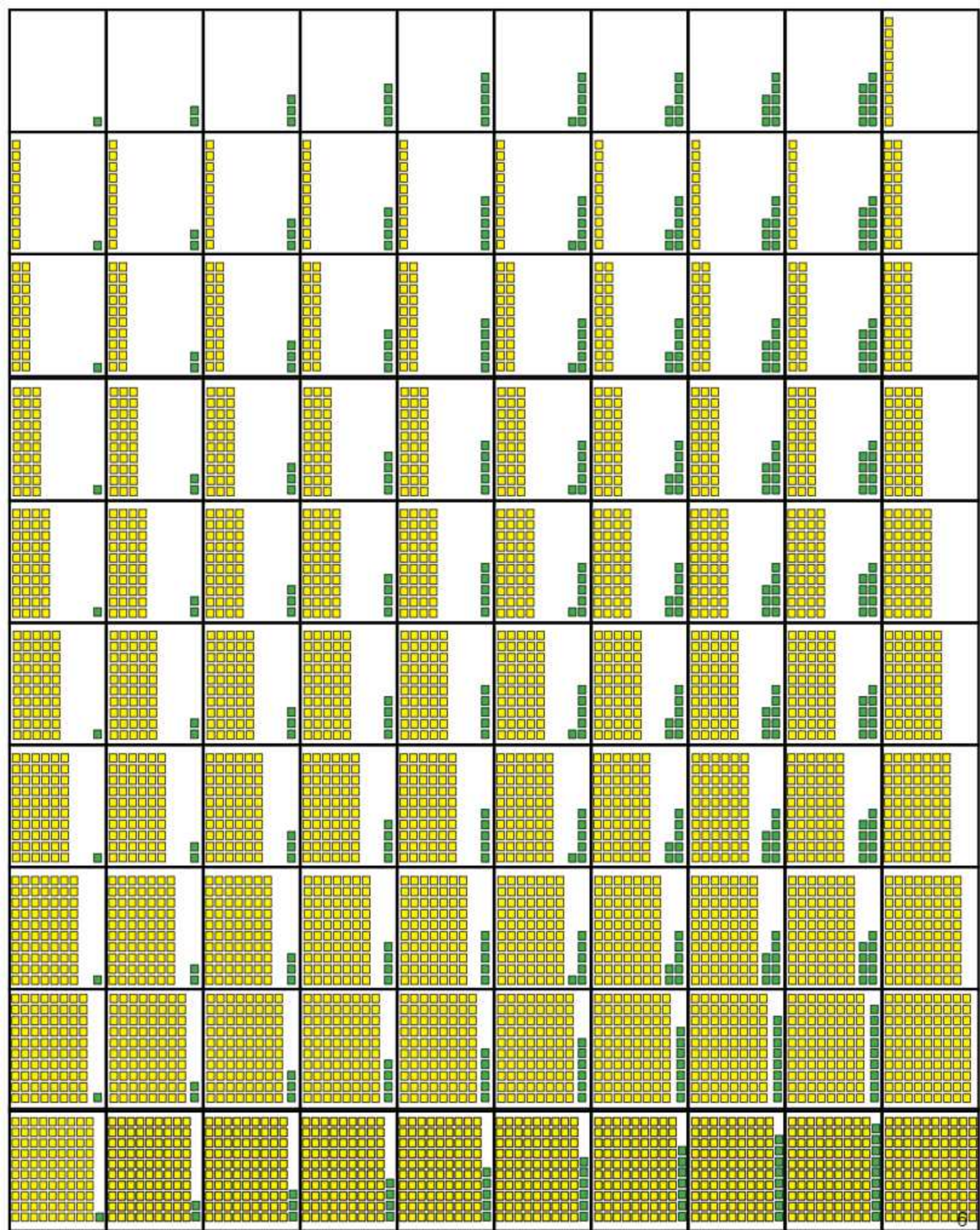
10 MORE

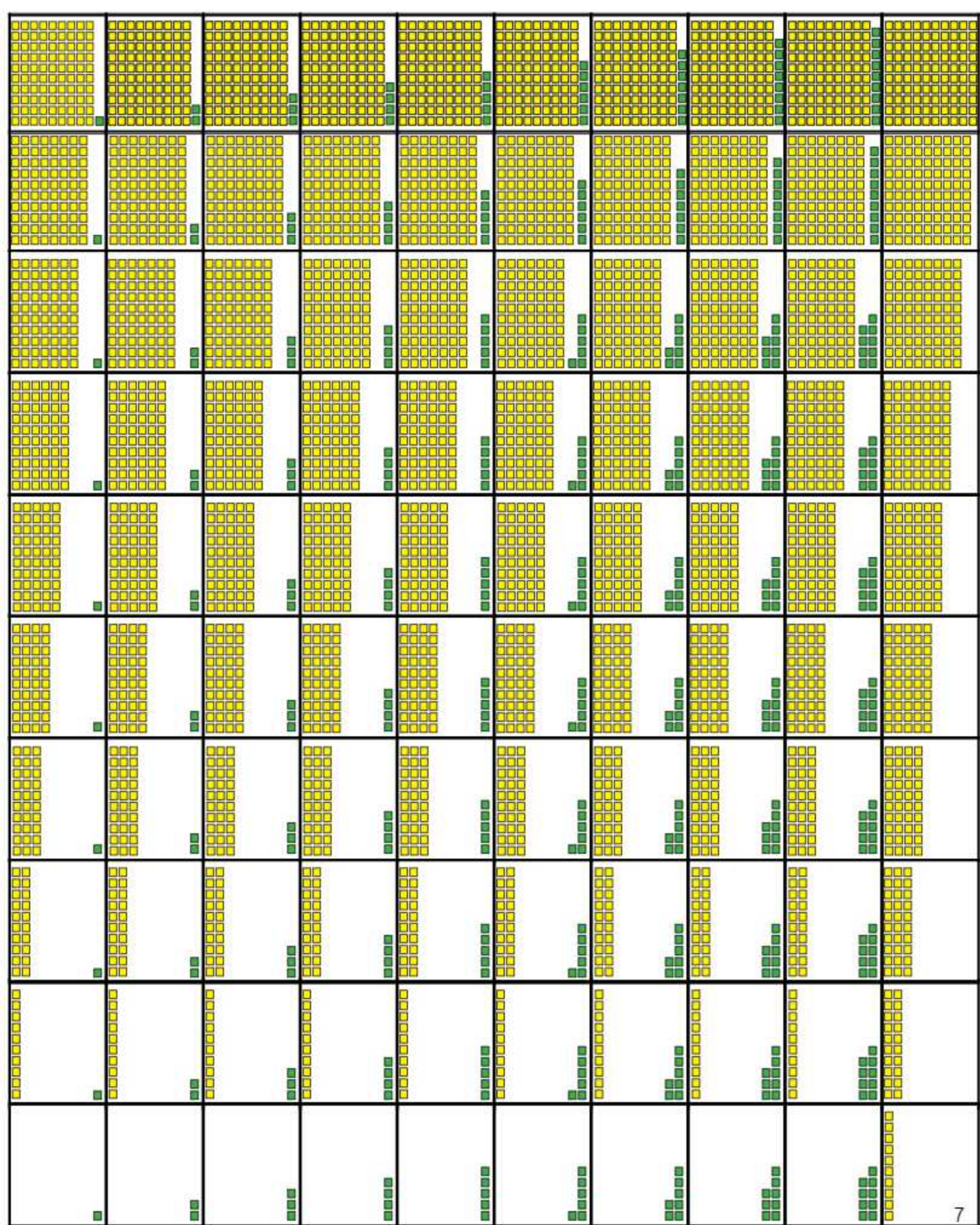
HUNDRED CHART

1	2	3	4	5	6	7	8	9	10
11	12	13	14	15	16	17	18	19	20
21	22	23	24	25	26	27	28	29	30
31	32	33	34	35	36	37	38	39	40
41	42	43	44	45	46	47	48	49	50
51	52	53	54	55	56	57	58	59	60
61	62	63	64	65	66	67	68	69	70
71	72	73	74	75	76	77	78	79	80
81	82	83	84	85	86	87	88	89	90
91	92	93	94	95	96	97	98	99	100

REVERSED HUNDRED CHART

91	92	93	94	95	96	97	98	99	100
81	82	83	84	85	86	87	88	89	90
71	72	73	74	75	76	77	78	79	80
61	62	63	64	65	66	67	68	69	70
51	52	53	54	55	56	57	58	59	60
41	42	43	44	45	46	47	48	49	50
31	32	33	34	35	36	37	38	39	40
21	22	23	24	25	26	27	28	29	30
11	12	13	14	15	16	17	18	19	20
1	2	3	4	5	6	7	8	9	10





HUNDRED CHART

												0
1	2	3	4	5	6	7	8	9				10
11	12	13	14	15	16	17	18	19				20
21	22	23	24	25	26	27	28	29				30
31	32	33	34	35	36	37	38	39				40
41	42	43	44	45	46	47	48	49				50
51	52	53	54	55	56	57	58	59				60
61	62	63	64	65	66	67	68	69				70
71	72	73	74	75	76	77	78	79				80
81	82	83	84	85	86	87	88	89				90
91	92	93	94	95	96	97	98	99				100

HUNDRED CHART

										0
1	2	3	4	5	6	7	8	9		10
11	12	13	14	15	16	17	18	19		20
21	22	23	24	25	26	27	28	29		30
31	32	33	34	35	36	37	38	39		40
41	42	43	44	45	46	47	48	49		50
51	52	53	54	55	56	57	58	59		60
61	62	63	64	65	66	67	68	69		70
71	72	73	74	75	76	77	78	79		80
81	82	83	84	85	86	87	88	89		90
91	92	93	94	95	96	97	98	99		100

NUMBERS 1-20

1	2	3	4	5
6	7	8	9	10
11	12	13	14	15
16	17	18	19	20

NUMBERS 21-40

21

22

23

24

25

26

27

28

29

30

31

32

33

34

35

36

37

38

39

40

NUMBERS 41-60

41

42

43

44

45

46

47

48

49

50

51

52

53

54

55

56

57

58

59

60

NUMBERS 61-80

61

62

63

64

65

66

67

68

69

70

71

72

73

74

75

76

77

78

79

80

NUMBERS 81-100

81

82

83

84

85

86

87

88

89

90

91

92

93

94

95

96

97

98

99

100

NUMBER GRIDS

1	2	3	4	5	6	7	8	9	10
11	12	13	14	15	16	17	18	19	20
21	22	23	24	25	26	27	28	29	30
31	32	33	34	35	36	37	38	39	40
41	42	43	44	45	46	47	48	49	50
51	52	53	54	55	56	57	58	59	60
61	62	63	64	65	66	67	68	69	70
71	72	73	74	75	76	77	78	79	80
81	82	83	84	85	86	87	88	89	90
91	92	93	94	95	96	97	98	99	100

1	2	3	4	5	6	7	8	9	10
11	12	13	14	15	16	17	18	19	20
21	22	23	24	25	26	27	28	29	30
31	32	33	34	35	36	37	38	39	40
41	42	43	44	45	46	47	48	49	50
51	52	53	54	55	56	57	58	59	60
61	62	63	64	65	66	67	68	69	70
71	72	73	74	75	76	77	78	79	80
81	82	83	84	85	86	87	88	89	90
91	92	93	94	95	96	97	98	99	100

1	2	3	4	5	6	7	8	9	10
11	12	13	14	15	16	17	18	19	20
21	22	23	24	25	26	27	28	29	30
31	32	33	34	35	36	37	38	39	40
41	42	43	44	45	46	47	48	49	50
51	52	53	54	55	56	57	58	59	60
61	62	63	64	65	66	67	68	69	70
71	72	73	74	75	76	77	78	79	80
81	82	83	84	85	86	87	88	89	90
91	92	93	94	95	96	97	98	99	100





1	2	3	4	5	6	7	8	9	10
11	12	13	14	15	16	17	18	19	20
21	22	23	24	25	26	27	28	29	30
31	32	33	34	35	36	37	38	39	40
41	42	43	44	45	46	47	48	49	50
51	52	53	54	55	56	57	58	59	60
61	62	63	64	65	66	67	68	69	70
71	72	73	74	75	76	77	78	79	80
81	82	83	84	85	86	87	88	89	90
91	92	93	94	95	96	97	98	99	100

NUMBER GRIDS



1	2	3	4	5	6	7	8	9	10
11	12	13	14	15	16	17	18	19	20
21	22	23	24	25	26	27	28	29	30
31	32	33	34	35	36	37	38	39	40
41	42	43	44	45	46	47	48	49	50
51	52	53	54	55	56	57	58	59	60
61	62	63	64	65	66	67	68	69	70
71	72	73	74	75	76	77	78	79	80
81	82	83	84	85	86	87	88	89	90
91	92	93	94	95	96	97	98	99	100

1	2	3	4	5	6	7	8	9	10
11	12	13	14	15	16	17	18	19	20
21	22	23	24	25	26	27	28	29	30
31	32	33	34	35	36	37	38	39	40
41	42	43	44	45	46	47	48	49	50
51	52	53	54	55	56	57	58	59	60
61	62	63	64	65	66	67	68	69	70
71	72	73	74	75	76	77	78	79	80
81	82	83	84	85	86	87	88	89	90
91	92	93	94	95	96	97	98	99	100


BLANK NUMBER GRIDS




BLANK NUMBER GRIDS




HUNDRED CHART BLANK



HUNDRED GRID BLANK



EMPTY HUNDRED GRID



ONE HUNDRED TWENTY CHART

1	2	3	4	5	6	7	8	9	10
11	12	13	14	15	16	17	18	19	20
21	22	23	24	25	26	27	28	29	30
31	32	33	34	35	36	37	38	39	40
41	42	43	44	45	46	47	48	49	50
51	52	53	54	55	56	57	58	59	60
61	62	63	64	65	66	67	68	69	70
71	72	73	74	75	76	77	78	79	80
81	82	83	84	85	86	87	88	89	90
91	92	93	94	95	96	97	98	99	100
101	102	103	104	105	106	107	108	109	110
111	112	113	114	115	116	117	118	119	120

Number Chart 1-200

1	2	3	4	5	6	7	8	9	10
11	12	13	14	15	16	17	18	19	20
21	22	23	24	25	26	27	28	29	30
31	32	33	34	35	36	37	38	39	40
41	42	43	44	45	46	47	48	49	50
51	52	53	54	55	56	57	58	59	60
61	62	63	64	65	66	67	68	69	70
71	72	73	74	75	76	77	78	79	80
81	82	83	84	85	86	87	88	89	90
91	92	93	94	95	96	97	98	99	100
101	102	103	104	105	106	107	108	109	110
111	112	113	114	115	116	117	118	119	120
121	122	123	124	125	126	127	128	129	130
131	132	133	134	135	136	137	138	139	140
141	142	143	144	145	146	147	148	149	150
151	152	153	154	155	156	157	158	159	160
161	162	163	164	165	166	167	168	169	170
171	172	173	174	175	176	177	178	179	180
181	182	183	184	185	186	187	188	189	190
191	192	193	194	195	196	197	198	199	200

Number Chart 1-200

1	2	3	4	5	6	7	8	9	10
11	12	13	14	15	16	17	18	19	20
21	22	23	24	25	26	27	28	29	30
31	32	33	34	35	36	37	38	39	40
41	42	43	44	45	46	47	48	49	50
51	52	53	54	55	56	57	58	59	60
61	62	63	64	65	66	67	68	69	70
71	72	73	74	75	76	77	78	79	80
81	82	83	84	85	86	87	88	89	90
91	92	93	94	95	96	97	98	99	100
101	102	103	104	105	106	107	108	109	110
111	112	113	114	115	116	117	118	119	120
121	122	123	124	125	126	127	128	129	130
131	132	133	134	135	136	137	138	139	140
141	142	143	144	145	146	147	148	149	150
151	152	153	154	155	156	157	158	159	160
161	162	163	164	165	166	167	168	169	170
171	172	173	174	175	176	177	178	179	180
181	182	183	184	185	186	187	188	189	190
191	192	193	194	195	196	197	198	199	200

Number Chart 1-300

1	2	3	4	5	6	7	8	9	10
11	12	13	14	15	16	17	18	19	20
21	22	23	24	25	26	27	28	29	30
31	32	33	34	35	36	37	38	39	40
41	42	43	44	45	46	47	48	49	50
51	52	53	54	55	56	57	58	59	60
61	62	63	64	65	66	67	68	69	70
71	72	73	74	75	76	77	78	79	80
81	82	83	84	85	86	87	88	89	90
91	92	93	94	95	96	97	98	99	100
101	102	103	104	105	106	107	108	109	110
111	112	113	114	115	116	117	118	119	120
121	122	123	124	125	126	127	128	129	130
131	132	133	134	135	136	137	138	139	140
141	142	143	144	145	146	147	148	149	150
151	152	153	154	155	156	157	158	159	160
161	162	163	164	165	166	167	168	169	170
171	172	173	174	175	176	177	178	179	180
181	182	183	184	185	186	187	188	189	190
191	192	193	194	195	196	197	198	199	200
201	202	203	204	205	206	207	208	209	210
211	212	213	214	215	216	217	218	219	220
221	222	223	224	225	226	227	228	229	230
231	232	233	234	235	236	237	238	239	240
241	242	243	244	245	246	247	248	249	250
251	252	253	254	255	256	257	258	259	260
261	262	263	264	265	266	267	268	269	270
271	272	273	274	275	276	277	278	279	280
281	282	283	284	285	286	287	288	289	290
291	292	293	294	295	296	297	298	299	300

Number Chart 1-300

1	2	3	4	5	6	7	8	9	10
11	12	13	14	15	16	17	18	19	20
21	22	23	24	25	26	27	28	29	30
31	32	33	34	35	36	37	38	39	40
41	42	43	44	45	46	47	48	49	50
51	52	53	54	55	56	57	58	59	60
61	62	63	64	65	66	67	68	69	70
71	72	73	74	75	76	77	78	79	80
81	82	83	84	85	86	87	88	89	90
91	92	93	94	95	96	97	98	99	100
101	102	103	104	105	106	107	108	109	110
111	112	113	114	115	116	117	118	119	120
121	122	123	124	125	126	127	128	129	130
131	132	133	134	135	136	137	138	139	140
141	142	143	144	145	146	147	148	149	150
151	152	153	154	155	156	157	158	159	160
161	162	163	164	165	166	167	168	169	170
171	172	173	174	175	176	177	178	179	180
181	182	183	184	185	186	187	188	189	190
191	192	193	194	195	196	197	198	199	200
201	202	203	204	205	206	207	208	209	210
211	212	213	214	215	216	217	218	219	220
221	222	223	224	225	226	227	228	229	230
231	232	233	234	235	236	237	238	239	240
241	242	243	244	245	246	247	248	249	250
251	252	253	254	255	256	257	258	259	260
261	262	263	264	265	266	267	268	269	270
271	272	273	274	275	276	277	278	279	280
281	282	283	284	285	286	287	288	289	290
291	292	293	294	295	296	297	298	299	300

A THOUSAND CHART

(101-200)

101	102	103	104	105	106	107	108	109	110
111	112	113	114	115	116	117	118	119	120
121	122	123	124	125	126	127	128	129	130
131	132	133	134	135	136	137	138	139	140
141	142	143	144	145	146	147	148	149	150
151	152	153	154	155	156	157	158	159	160
161	162	163	164	165	166	167	168	169	170
171	172	173	174	175	176	177	178	179	180
181	182	183	184	185	186	187	188	189	190
191	192	193	194	195	196	197	198	199	200

A THOUSAND CHART

(201-300)

201	202	203	204	205	206	207	208	209	210
211	212	213	214	215	216	217	218	219	220
221	222	223	224	225	226	227	228	229	230
231	232	233	234	235	236	237	238	239	240
241	242	243	244	245	246	247	248	249	250
251	252	253	254	255	256	257	258	259	260
261	262	263	264	265	266	267	268	269	270
271	272	273	274	275	276	277	278	279	280
281	282	283	284	285	286	287	288	289	290
291	292	293	294	295	296	297	298	299	300

A THOUSAND CHART

(301-400)

301	302	303	304	305	306	307	308	309	310
311	312	313	314	315	316	317	318	319	320
321	322	323	324	325	326	327	328	329	330
331	332	333	334	335	336	337	338	339	340
341	342	343	344	345	346	347	348	349	350
351	352	353	354	355	356	357	358	359	360
361	362	363	364	365	366	367	368	369	370
371	372	373	374	375	376	377	378	379	380
381	382	383	384	385	386	387	388	389	390
391	392	393	394	395	396	397	398	399	400

A THOUSAND CHART

(401-500)

401	402	403	404	405	406	407	408	409	410
411	412	413	414	415	416	417	418	419	420
421	422	423	424	425	426	427	428	429	430
431	432	433	434	435	436	437	438	439	440
441	442	443	444	445	446	447	448	449	450
451	452	453	454	455	456	457	458	459	460
461	462	463	464	465	466	467	468	469	470
471	472	473	474	475	476	477	478	479	480
481	482	483	484	485	486	487	488	489	490
491	492	493	494	495	496	497	498	499	500

A THOUSAND CHART

(501-600)

501	502	503	504	505	506	507	508	509	510
511	512	513	514	515	516	517	518	519	520
521	522	523	524	525	526	527	528	529	530
531	532	533	534	535	536	537	538	539	540
541	542	543	544	545	546	547	548	549	550
51	552	553	5554	55	5556	57	5558	559	560
561	562	563	564	565	566	567	568	569	570
571	572	573	574	575	576	577	578	579	580
581	582	583	584	585	586	587	588	589	590
591	592	593	594	595	596	597	598	599	600

A THOUSAND CHART

(601-700)

601	602	603	604	605	606	607	608	609	610
611	612	613	614	615	616	617	618	619	620
621	622	623	624	625	626	627	628	629	630
631	632	633	634	635	636	637	638	639	640
641	642	643	644	645	646	647	648	649	650
651	652	653	654	655	656	657	658	659	660
661	662	663	664	665	666	667	668	669	670
671	672	673	674	675	676	677	678	679	680
681	682	683	684	685	686	687	688	689	690
691	692	693	694	695	696	697	698	699	700

A THOUSAND CHART

(701-800)

701	702	703	704	705	706	707	708	709	710
711	712	713	714	715	716	717	718	719	720
721	722	723	724	725	726	727	728	729	730
731	732	733	734	735	736	737	738	739	740
741	742	743	744	745	746	747	748	749	750
751	752	753	754	755	756	757	758	759	760
761	762	763	764	765	766	767	768	769	770
771	772	773	774	775	776	777	778	779	780
781	782	783	784	785	786	787	788	789	790
791	792	793	794	795	796	797	798	799	800

A THOUSAND CHART

(801-900)

801	802	803	804	805	806	807	808	809	810
811	812	813	814	815	816	817	818	819	820
821	822	823	824	825	826	827	828	829	830
831	832	833	834	835	836	837	838	839	840
841	842	843	844	845	846	847	848	849	850
851	852	853	854	855	856	857	858	859	860
861	862	863	864	865	866	867	868	869	870
871	872	873	874	875	876	877	878	879	880
881	882	883	884	885	886	887	888	889	890
891	892	893	894	895	896	897	898	899	900

A THOUSAND CHART

(901-1000)

901	902	903	904	905	906	907	908	909	910
911	912	913	914	915	916	917	918	919	920
921	922	923	924	925	926	927	928	929	930
931	932	933	934	935	936	937	938	939	940
941	942	943	944	945	946	947	948	949	950
951	952	953	954	955	956	957	958	959	960
961	962	963	964	965	966	967	968	969	970
971	972	973	974	975	976	977	978	979	980
981	982	983	984	985	986	987	988	989	990
991	992	993	994	995	996	997	998	999	1,000

BY 2's - 200 CHART

2	4	6	8	10	12	14	16	18	20
22	24	26	28	30	32	34	36	38	40
42	44	46	48	50	52	54	56	58	60
62	64	66	68	70	72	74	76	78	80
82	84	86	88	90	92	94	96	98	100
102	104	106	108	110	112	114	116	118	120
122	124	126	128	130	132	134	136	138	140
142	144	146	148	150	152	154	156	158	160
162	164	166	168	170	172	174	176	178	180
182	184	186	188	190	192	194	196	198	200

SKIP COUNTING BY 5s

1	2	3	4	5	6	7	8	9	10
11	12	13	14	15	16	17	18	19	20
21	22	23	24	25	26	27	28	29	30
31	32	33	34	35	36	37	38	39	40
41	42	43	44	45	46	47	48	49	50
51	52	53	54	55	56	57	58	59	60
61	62	63	64	65	66	67	68	69	70
71	72	73	74	75	76	77	78	79	80
81	82	83	84	85	86	87	88	89	90
91	92	93	94	95	96	97	98	99	100

BY 5's - 500 CHART

5	10	15	20	25	30	35	40	45	50
55	60	65	70	75	80	85	90	95	100
105	110	115	120	125	130	135	140	145	150
155	160	165	170	175	180	185	190	195	200
205	210	215	220	225	230	235	240	245	250
255	260	265	270	275	280	285	290	295	300
305	310	315	320	325	330	335	340	345	350
355	360	365	370	375	380	385	390	395	400
405	410	415	420	425	430	435	440	445	450
455	460	465	470	475	480	485	490	495	500

SKIP COUNTING BY 10s

1	2	3	4	5	6	7	8	9	10
11	12	13	14	15	16	17	18	19	20
21	22	23	24	25	26	27	28	29	30
31	32	33	34	35	36	37	38	39	40
41	42	43	44	45	46	47	48	49	50
51	52	53	54	55	56	57	58	59	60
61	62	63	64	65	66	67	68	69	70
71	72	73	74	75	76	77	78	79	80
81	82	83	84	85	86	87	88	89	90
91	92	93	94	95	96	97	98	99	100

BY 10's -1000 CHART

10	20	30	40	50	60	70	80	90	100
110	120	130	140	150	160	170	180	190	200
210	220	230	240	250	260	270	280	290	300
310	320	330	340	350	360	370	380	390	400
410	420	430	440	450	460	470	480	490	500
510	520	530	540	550	560	570	580	590	600
610	620	630	640	650	660	670	680	690	700
710	720	730	740	750	760	770	780	790	800
810	820	830	840	850	860	870	880	890	900
910	920	930	940	950	960	970	980	990	1,000

LIST OF PRIME NUMBERS

1	2	3	4	5	6	7	8	9	10
11	12	13	14	15	16	17	18	19	20
21	22	23	24	25	26	27	28	29	30
31	32	33	34	35	36	37	38	39	40
41	42	43	44	45	46	47	48	49	50
51	52	53	54	55	56	57	58	59	60
61	62	63	64	65	66	67	68	69	70
71	72	73	74	75	76	77	78	79	80
81	82	83	84	85	86	87	88	89	90
91	92	93	94	95	96	97	98	99	100

First 10 Prime Numbers

2, 3, 5, 7, 11, 13, 17, 19, 23, 29

HUNDRED CHART ADDITION

1	2	3	4	5	6	7	8	9	10
11	12	13	14	15	16	17	18	19	20
21	22	23	24	25	26	27	28	29	30
31	32	33	34	35	36	37	38	39	40
41	42	43	44	45	46	47	48	49	50
51	52	53	54	55	56	57	58	59	60
61	62	63	64	65	66	67	68	69	70
71	72	73	74	75	76	77	78	79	80
81	82	83	84	85	86	87	88	89	90
91	92	93	94	95	96	97	98	99	100

$___ + ___ = ___$

$___ + ___ = ___$

$___ + ___ = ___$

$___ + ___ = ___$

$___ + ___ = ___$

$___ + ___ = ___$

$___ + ___ = ___$

$___ + ___ = ___$

HUNDRED CHART SUBTRACTION

1	2	3	4	5	6	7	8	9	10
11	12	13	14	15	16	17	18	19	20
21	22	23	24	25	26	27	28	29	30
31	32	33	34	35	36	37	38	39	40
41	42	43	44	45	46	47	48	49	50
51	52	53	54	55	56	57	58	59	60
61	62	63	64	65	66	67	68	69	70
71	72	73	74	75	76	77	78	79	80
81	82	83	84	85	86	87	88	89	90
91	92	93	94	95	96	97	98	99	100

$$\underline{\quad} - \underline{\quad} = \underline{\quad}$$

$$\underline{\quad} - \underline{\quad} = \underline{\quad}$$

$$\underline{\quad} - \underline{\quad} = \underline{\quad}$$

$$\underline{\quad} - \underline{\quad} = \underline{\quad}$$

$$\underline{\quad} - \underline{\quad} = \underline{\quad}$$

$$\underline{\quad} - \underline{\quad} = \underline{\quad}$$

$$\underline{\quad} - \underline{\quad} = \underline{\quad}$$

$$\underline{\quad} - \underline{\quad} = \underline{\quad}$$

REFERENCES

- Bruner, J. S. (1973). *Beyond the Information Given: Studies in the Psychology of Knowing*. New York: Norton.
- Bruner, J. (1990). *Acts of Meaning*. Cambridge, MA: Harvard University Press.
- Dewey, J. (1933). *How We Think. A restatement of the relation of reflective thinking to the educative process (Revised ed.)*, Boston: M.A.
- Dewey, J. (1998). *Experience and Education: The 60th anniversary Edition*. Kappa Delta Pi. Nov. 1st.
- National Council of Teachers of Mathematics (1991). *Professional standards for teaching mathematics*. Reston, VA.
- Piaget, J. (1972). *To Understand Is To Invent*. New York: The Viking Press, Inc.
- Robb, L. (2008). *Differentiating reading instruction: How to teach reading to meet the needs of each student*. New York. New York: Scholastic.
- Serravallo, J. (2010) *Teaching Reading in Small Groups: Differentiated Instruction for Building Strategic, Independent Readers*. Nh: Heinemann.
- Tomlinson , C.A. (1999). *How to differentiate instruction in mixed-ability classrooms*. Alexandria , VA : ASCD.
- Tomlinson, C. A. (2001). *How to Differentiate Instruction in Mixed-Ability Classrooms*. Upper Saddle River, NJ: Pearson Education.
- Vygotsky, L. S. (1978). *Mind in society: The development of higher psychological processes*. Massachusetts: Harvard University Press.
- Tomlinson (2001)

**BE SURE TO CHECK OUT OTHER
FLUENCY ACTIVITIES AT
WWW.MATHFACTFLUENCYPLAYGROUND.COM**



Try Addition or Addition Board Games...

Research

Login

Make it Happen!

ABOUT

WORKSTATIONS

GRADE LEVEL

TOPICS

CONTENT

PRICING

BOOKS

TEACHER STUDIO

Fluency Doesn't Just Happen. It is a well-planned journey!



A GIFT FOR YOU




Thank you so much for buying this book!
We have a gift for you! Use this code to get
some **EXTRA FREE GOODIES** for them to download
and continue practicing their math facts!

Open the camera on your phone
(just like if you are going to take a picture.)
Hold the phone over the qr code (picture
here on the right.) Tap the link that appears
on your screen for your free download.



www.mathfactfluencyplayground.com

GUIDED MATH TEACHER'S HUNDRED GRID TOOL KIT



This Teacher's Hundred Grid Resource Toolkit was created to help teach hundred's chart activities. There are many different templates, activity sheets and backline masters to use to differentiate instruction. Use these resources to scaffold access to grade level content for all your students!

