

THE JUMBO BOOK OF VISUAL ADDITION STRATEGY FLASHCARDS FACTS WITHIN TEN

- FLASHCARD GAMES INCLUDE**
- ADDITION BATTLE
 - DICE NUMBER LINE IT!
 - MAKE 10
 - TEN FRAME IT!
 - WHAT'S MISSING
 - CLIP IT!
 - FLIP IT!
 - DICE IT!



**THE JUMBO BOOK OF
VISUAL ADDITION
STRATEGY
FLASHCARDS
(WITHIN 10)**

**MATH FACT FLUENCY PLAYGROUND LLC
BRIDGEPORT, CT**

Copyright © Dr. Nicki Newton

All rights reserved. This book may not be reproduced in whole or in part, in any form or any means, electronic or mechanical, including redistribution of the material in any digital form, or by any information storage system, without written permission from the publisher.

To contact the author for speaking workshops or ordering books in bulk, contact us at info@mathfactfluencyplayground.com

*** ISBN NUMBER HERE WITH SPACES ABOVE AND BELOW***

Published by
Math Fact Fluency Playground LLC

Find more math activities at
www.mathfactfluencyplayground.com

Flashcards created by
Dr. Nicki Newton

CONTENTS

INTRODUCTION	p.1
BOOK BELONGS TO	p.2
HOW TO PLAY	p.3
TRACK YOUR STRATEGY	p.4
ADDING WITHIN 5 (DICE)	p.6
ADDING WITHIN 5 (FRAMES)	p.12
ADDING WITHIN 5 (FINGERS)	p.19
ADDING WITHIN 5 (TRADITIONAL)	p.26
ADDING WITHIN 5 (NUMBER PATH)	p.33
ADDING WITHIN 5 (PART-PART WHOLE)	p.40
ADDING WITHIN 5 (TRADITIONAL)	p.47
ADDING WITHIN 5 (VERTICAL)	p.54
ADDING WITHIN 5 (NUMBER BOND)	p.61
ADDING WITHIN 5 (MISSING NUMBER)	p.68
COUNTING ON (DICE)	p.75
ADDING WITHIN 10 (TEN FRAMES)	p.89
MISSING NUMBERS TO 10 (NUMBER LINE)	p.114
SIGN LANGUAGE ADD WITHIN 10	p.135
ADDING WITHIN 10 (TRADITIONAL)	p.153
ADDING WITHIN 10 (VERTICAL)	p.178
MAKE 10 MISSING NUMBER (TEN FRAMES)	p.203
TURN AROUND FACTS (COMMUTATIVE PROPERTY)	p.207
LOWER DOUBLES ADDITION DICE	p.219
ADDING 3 NUMBERS TO 10	p.224
ADDITION MISSING NUMBER	p.231

EXERCISING YOUR BRAIN!

THIS BOOK WILL HELP YOU PRACTICE YOUR MATH FACT FLUENCY! MATH FACT FLUENCY IS 3 THINGS:

1. GETTING THE CORRECT ANSWER AND KNOWING HOW TO EXPLAIN IT.

2. BEING ABLE TO THINK FLEXIBLY (KNOWING LOTS OF WAYS TO PLAY AROUND WITH THE NUMBERS).

3. BEING EFFICIENT (WHICH MEANS YOU CAN FIND A WAY TO DO IT THAT IS QUICK AND EASY)!

PRACTICING IN MANY DIFFERENT WAYS WILL HELP YOU TO BECOME AUTOMATIC! THIS MEANS YOU DON'T EVEN HAVE TO THINK ABOUT THE PROBLEM, YOU JUST KNOW IT!



THESE VISUAL MATH FLASHCARDS WILL DO ALL OF THE ABOVE.

HAPPY MATHING!



THIS PAGE HAS A FEW TOOLS TO HELP YOU SOLVE THE PROBLEMS. THERE IS A NUMBER PATH, NUMBER LINE AND NUMBER LADDER, TO HELP YOU ACT OUT THE PROBLEMS! THERE IS AN ANSWER KEY IN THE BACK OF THE BOOK SO YOU CAN CHECK YOUR WORK AT THE END TOO!

10
9
8
7
6
5
4
3
2
1




**FOR MORE MATH FACT FUN
PRACTICE, VISIT US AT
MATHFACTFLUENCYPLAYGROUND.COM.
YOUR PARENTS AND
TEACHERS CAN JOIN OUR FREE
MEMBERSHIP AND GET PLENTY OF
ACTIVITIES TO HELP
YOU LEARN MORE.**



**FOR QUESTIONS AND CUSTOMER SERVICE,
EMAIL US AT
DRNICKI@MATHFACTFLUENCYPLAYGROUND.COM**

Math Fact Fluency Playground LLC. All rights reserved. No part of this publication may be reproduced, distributed, or transmitted, in any form or by any means, including photocopying, recording, or other electronic or mechanical methods, without prior written permission of the publisher, except in the case of brief quotations embodied in critical review and certain other noncommercial uses permitted by copyright law.

PROGRESSION OF ADDITION

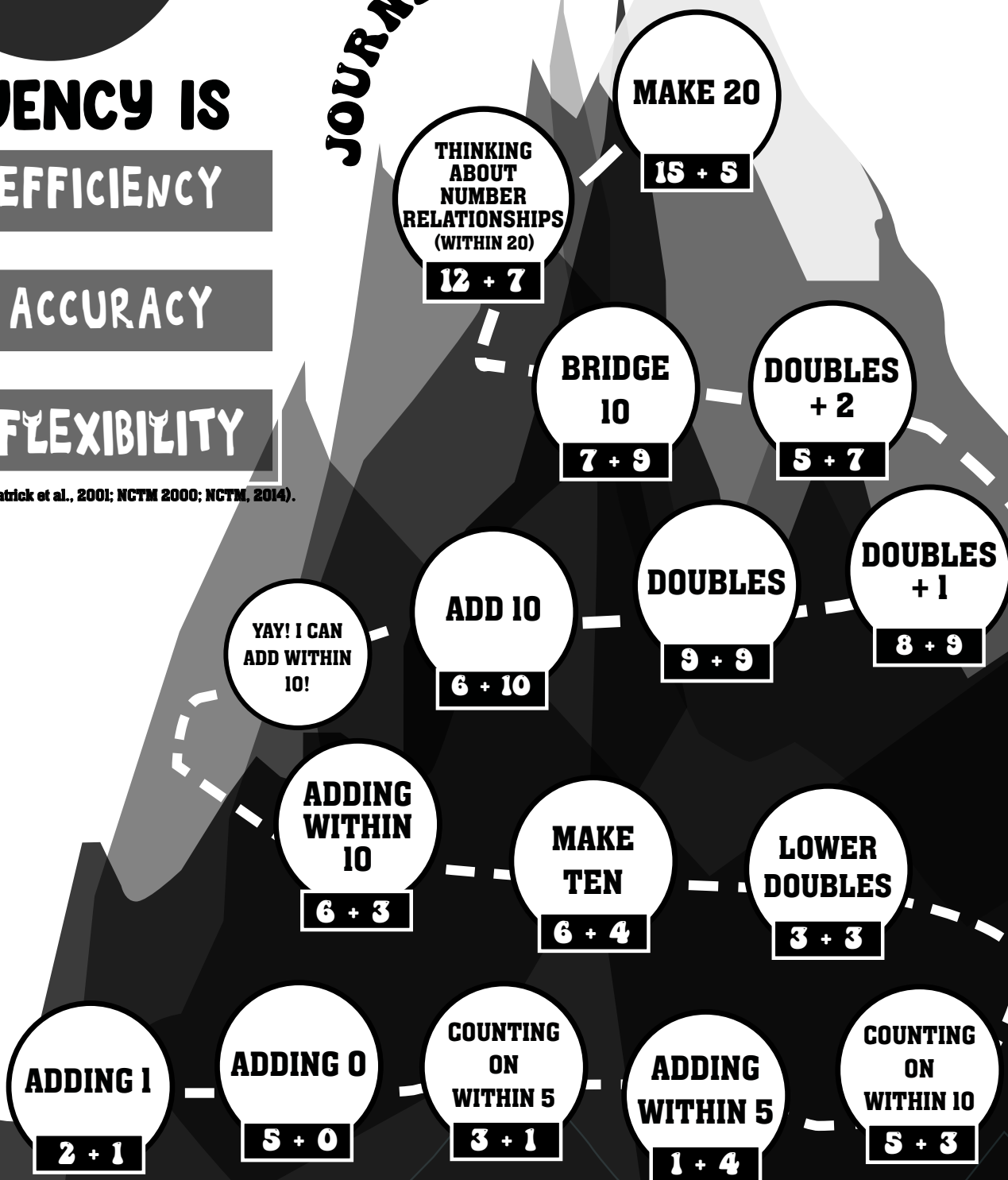


JOURNEY TO FLUENCY

FLUENCY IS

- 1 EFFICIENCY
- 2 ACCURACY
- 3 FLEXIBILITY



(NRC; Kilpatrick et al., 2001; NCTM 2000; NCTM, 2014).





SET A GOAL. MAKE A PLAN. ACHIEVE YOUR GOAL!

VISUAL ADDITION STRATEGY FLASHCARDS

IN THIS BOOK THERE ARE MANY DIFFERENT KINDS OF VISUAL ADDITION STRATEGY FLASHCARDS TO HELP YOU WORK ON YOUR MATH FACT FLUENCY! EACH SECTION WILL INCLUDE THE INSTRUCTIONS AND THE FLASHCARDS! HAVE FUN!

 <p>$4 + 1$</p> <p>www.mathfactfluencyplayground.com</p>	 <p>www.mathfactfluencyplayground.com</p>
--	--

 <p>$\begin{array}{r} 2 \\ + 3 \\ \hline 2 \end{array}$</p> <p>www.mathfactfluencyplayground.com</p>	 <p>www.mathfactfluencyplayground.com</p>
---	---

**HAPPY MATHING,
DR. NICKI**



**THIS BOOK
BELONGS TO**

NAME





THE JUMBO BOOK OF VISUAL ADDITION STRATEGY FLASHCARDS




HOW TO PLAY:

FLASHCARDS ARE A GREAT WAY TO PRACTICE MATH FACTS. THESE SETS OF CARDS HELP TO SCAFFOLD STUDENT THINKING ABOUT THE DIFFERENT STRATEGIES. AS CHILDREN BECOME PROFICIENT WITH EACH SET OF CARDS, HAVE THEM COLOR THE SHIELD.




KEEP TRACK OF YOUR STRATEGY PRACTICE!


ADDING WITHIN 5



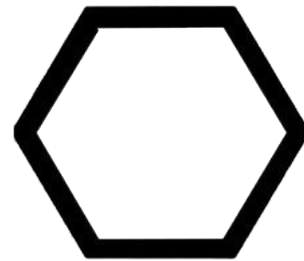
COUNTING ON




ADDING WITHIN 10




MAKE 10




ADD 10



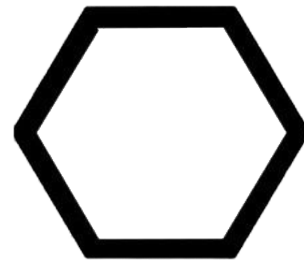
DOUBLES




DOUBLES + 1




DOUBLES + 2



BRIDGE 10



HIGHER ADDITION FACTS




ADDING WITHIN 5 DICE

Adding within 5 Dice


With these cards students will work on adding within 5. It is important to relate the “turn around facts” to each other. The cards are made to be used front to back. Students need to see the turn around facts. They should learn to think about properties from the beginning.

$$0 + 1$$




©igglemoak 2021

$$1 + 0$$



©igglemoak 2021

$$0 + 2$$



Gigglenook 2021

$$2 + 0$$



Gigglenook 2021

$$0 + 3$$



Gigglenook 2021

$$3 + 0$$



Gigglenook 2021

$$0 + 4$$



Gigglenook 2021

$$4 + 0$$



Gigglenook 2021

$$0 + 5$$



Gigglenook 2021

$$5 + 0$$



Gigglenook 2021

$$1 + 2$$



Gigglenook 2021

$$2 + 1$$



Gigglenook 2021

$$1 + 3$$



Gigglenook 2021

$$3 + 1$$



Gigglenook 2021

$$4 + 1$$



Gigglenook 2021

$$3 + 2$$



Gigglenook 2021

$$1 + 4$$



Gigglenook 2021

$$2 + 3$$



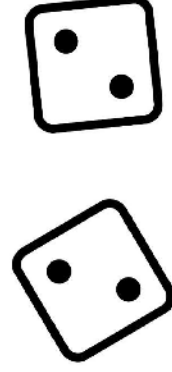
Gigglenook 2021

$$1 + 1$$



Gigglenook 2021

$$2 + 2$$



Gigglenook 2021

$$1 + 1$$



Gigglenook 2021

$$2 + 2$$




Gigglenook 2021

**ADDING
WITHIN 5
(5 FRAMES)**

Adding within 5 (5 Frames)

The facts are modeled in a five frame so that students can visualize the facts. Students can play a match (cards face up and match) or concentration (cards face down) game. The goal is to find the expression and the correct sum. Students can also play sum war where they each pull a card and whoever has the highest sum keeps both cards. When all the cards are done, whoever has the most cards Wins.

$$3 + 1$$




4

ADDING WITHIN 5 (5 FRAMES)



$$1 + 1$$

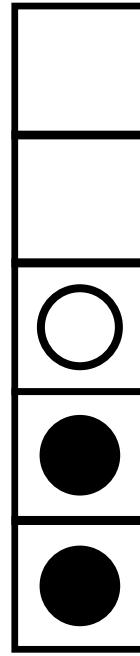


www.mathfactfluencyplayground.com

2

www.mathfactfluencyplayground.com

$$2 + 1$$



www.mathfactfluencyplayground.com


3

www.mathfactfluencyplayground.com

ADDING WITHIN 5 (5 FRAMES)



$$3 + 1$$




www.mathfactfluencyplayground.com

www.mathfactfluencyplayground.com

4

$$4 + 1$$



www.mathfactfluencyplayground.com


www.mathfactfluencyplayground.com

5

ADDING WITHIN 5 (5 FRAMES)



$$2 + 1$$

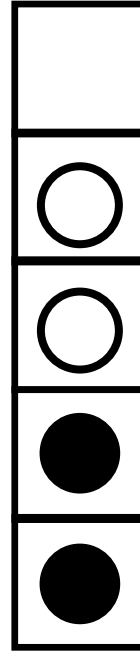


www.mathfactfluencyplayground.com

www.mathfactfluencyplayground.com

3

$$2 + 2$$



www.mathfactfluencyplayground.com

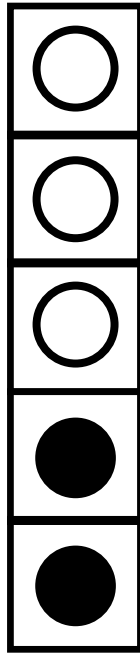
www.mathfactfluencyplayground.com

4

ADDING WITHIN 5 (5 FRAMES)



$$2 + 3$$




www.mathfactfluencyplayground.com

5

www.mathfactfluencyplayground.com

$$3 + 1$$



www.mathfactfluencyplayground.com


4

www.mathfactfluencyplayground.com

ADDING WITHIN 5 (5 FRAMES)



$$3 + 2$$




www.mathfactfluencyplayground.com

5

www.mathfactfluencyplayground.com

$$4 + 1$$



www.mathfactfluencyplayground.com


5

www.mathfactfluencyplayground.com

**ADDING
WITHIN 5
(FINGERS)**


Adding within 5 (Fingers)

The facts are modeled with fingers so that students can visualize the facts. It is completely appropriate for kindergartners to use their fingers when exploring basic math facts. Students can play a match (cards face up and match) or concentration (cards face down) game. The goal is to find the expression and the correct sum. Students can also play sum war where they each pull a card and whoever has the highest sum keeps both cards. When all the cards are done, whoever has the most cards wins.



3


ADDING WITHIN 5 (FINGERS)



www.mathfactfluencyplayground.com

2

www.mathfactfluencyplayground.com




www.mathfactfluencyplayground.com

3

www.mathfactfluencyplayground.com


ADDING WITHIN 5 (FINGERS)



www.mathfluencyplayground.com

4

www.mathfluencyplayground.com




www.mathfluencyplayground.com

5

www.mathfluencyplayground.com


ADDING WITHIN 5 (FINGERS)



www.mathfactfluencyplayground.com

3

www.mathfactfluencyplayground.com




www.mathfactfluencyplayground.com

4

www.mathfactfluencyplayground.com


ADDING WITHIN 5 (FINGERS)



www.mathfactfluencyplayground.com

5

www.mathfactfluencyplayground.com




www.mathfactfluencyplayground.com

4

www.mathfactfluencyplayground.com


ADDING WITHIN 5 (FINGERS)



www.mathfluencyplayground.com

5

www.mathfluencyplayground.com



www.mathfluencyplayground.com

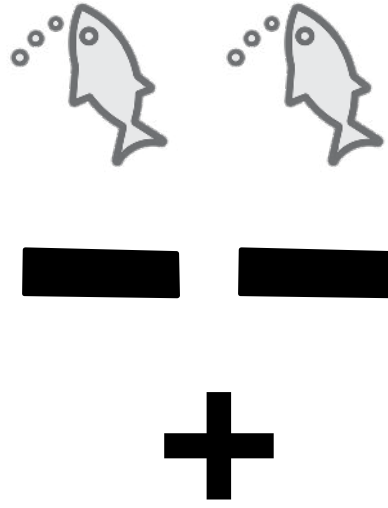
5

www.mathfluencyplayground.com

**ADDING
WITHIN 5
(TRADITIONAL)**

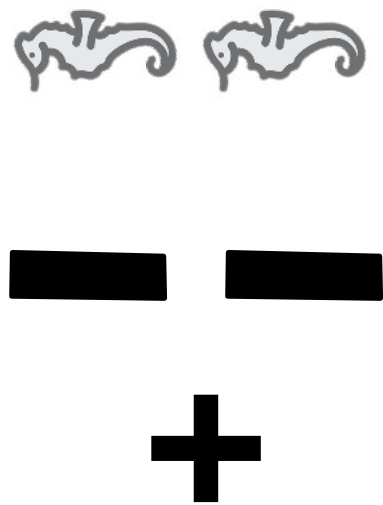
Adding within 5 (Pictures)

The facts are modeled with pictures so that students can visualize the facts. Students can play a match (cards face up and match) or concentration (cards face down) game. The goal is to find the expression and the sum. Students can also play sum war where they each pull a card and whoever has the highest sum keeps both cards. When all the cards are done, whoever has the most cards wins.



2


ADDING WITHIN 5 (PICTURES)



www.mathfactfluencyplayground.com

2

www.mathfactfluencyplayground.com



www.mathfactfluencyplayground.com

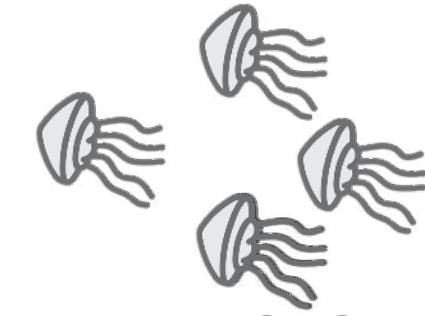
3

www.mathfactfluencyplayground.com

ADDING WITHIN 5 (PICTURES)



$$1 + 3 = \underline{\quad}$$




www.mathfactfluencyplayground.com

4

www.mathfactfluencyplayground.com

$$1 + 4 = \underline{\quad}$$





www.mathfactfluencyplayground.com

5

www.mathfactfluencyplayground.com

ADDING WITHIN 5 (PICTURES)





$$\begin{array}{c} \text{2} \\ + \\ \text{1} \\ \hline \end{array}$$


www.mathfactfluencyplayground.com

3

www.mathfactfluencyplayground.com

$$\begin{array}{c} \text{2} \\ + \\ \text{2} \\ \hline \end{array}$$


www.mathfactfluencyplayground.com


4

www.mathfactfluencyplayground.com

ADDING WITHIN 5 (PICTURES)



$$2 + 3 = \underline{\quad}$$



www.mathfactfluencyplayground.com

5

www.mathfactfluencyplayground.com

$$3 + 1 = \underline{\quad}$$





4

www.mathfactfluencyplayground.com

www.mathfactfluencyplayground.com

ADDING WITHIN 5 (PICTURES)





$$\begin{array}{c} \text{3} \\ + \\ \text{2} \\ \hline \end{array}$$


www.mathfactfluencyplayground.com

5

www.mathfactfluencyplayground.com

$$\begin{array}{c} \text{4} \\ + \\ \text{1} \\ \hline \end{array}$$


www.mathfactfluencyplayground.com

5

www.mathfactfluencyplayground.com

**ADDING
WITHIN 5
(NUMBER PATH)**

Adding within 5 (Number Path)

Research recommends that kindergarteners and first graders use number paths instead of number lines.

$$3 + 1$$



4

ADDING WITHIN 5 (NUMBER PATH)



$$1 + 1$$

1	2	3	4	5
---	---	---	---	---

www.mathfactfluencyplayground.com

2

www.mathfactfluencyplayground.com

$$1 + 2$$

1	2	3	4	5
---	---	---	---	---

www.mathfactfluencyplayground.com

3

www.mathfactfluencyplayground.com

ADDING WITHIN 5 (NUMBER PATH)



$$1 + 3$$

1	2	3	4	5
---	---	---	---	---

www.mathfactfluencyplayground.com

4

www.mathfactfluencyplayground.com

$$1 + 4$$

1	2	3	4	5
---	---	---	---	---

www.mathfactfluencyplayground.com

5

www.mathfactfluencyplayground.com

ADDING WITHIN 5 (NUMBER PATH)



$$2 + 1$$

1	2	3	4	5
---	---	---	---	---

www.mathfactfluencyplayground.com

3

www.mathfactfluencyplayground.com

$$2 + 2$$

1	2	3	4	5
---	---	---	---	---

www.mathfactfluencyplayground.com

4

www.mathfactfluencyplayground.com

ADDING WITHIN 5 (NUMBER PATH)



$$2 + 3$$

1	2	3	4	5
---	---	---	---	---

www.mathfactfluencyplayground.com

5

www.mathfactfluencyplayground.com

$$3 + 1$$

1	2	3	4	5
---	---	---	---	---

www.mathfactfluencyplayground.com

4

www.mathfactfluencyplayground.com

ADDING WITHIN 5 (NUMBER PATH)

$$3 + 2$$

1	2	3	4	5
---	---	---	---	---

www.mathfactfluencyplayground.com

5

www.mathfactfluencyplayground.com

$$4 + 1$$

1	2	3	4	5
---	---	---	---	---

www.mathfactfluencyplayground.com

5

www.mathfactfluencyplayground.com

**ADDING
WITHIN 5
(PART-PART
WHOLE)**

Adding within 5 (PART-PART WHOLE)

Part Part Whole mats help students to think about the number sentences in terms of parts and whole. With these cards, students are working on looking at the whole and parts that make up a number.

4	2
2	?

www.mathfactfluencyplayground.com

ADDING WITHIN 5 (PART-PART WHOLE)



2

1

?

www.mathfactfluencyplayground.com

1

www.mathfactfluencyplayground.com

3

1

?

www.mathfactfluencyplayground.com

2

www.mathfactfluencyplayground.com

ADDING WITHIN 5 (PART-PART WHOLE)



4	1	3
	?	
www.mathfactfluencyplayground.com	www.mathfactfluencyplayground.com	www.mathfactfluencyplayground.com

5	1	4
	?	
www.mathfactfluencyplayground.com	www.mathfactfluencyplayground.com	www.mathfactfluencyplayground.com

ADDING WITHIN 5 (PART-PART WHOLE)



2	2
2	?

www.mathfactfluencyplayground.com

0

www.mathfactfluencyplayground.com

4	?
2	?

www.mathfactfluencyplayground.com

2

www.mathfactfluencyplayground.com

ADDING WITHIN 5 (PART-PART WHOLE)



5	3
2	?

www.mathfactfluencyplayground.com

4	1
3	?

www.mathfactfluencyplayground.com

ADDING WITHIN 5 (PART-PART WHOLE)



5

3

?

www.mathfactfluencyplayground.com

2

www.mathfactfluencyplayground.com

5

4

?

www.mathfactfluencyplayground.com

1

www.mathfactfluencyplayground.com

**ADDING
WITHIN 5
(TRADITIONAL)**

Adding within 5 (Traditional)

With these cards students will work on adding within 5. It is important to relate the “turn around facts” to each other. The cards are made to be used front to back. Students need to see the turn around facts. They should learn to think about properties from the beginning.

3

+

1

1

+

3

ADDING WITHIN 5 (TRADITIONAL)



$$1 + 1 = 2$$

www.mathfactfluencyplayground.com

$$1 + 1 = 2$$

www.mathfactfluencyplayground.com

$$1 + 2 = 3$$

www.mathfactfluencyplayground.com

$$2 + 1 = 3$$

www.mathfactfluencyplayground.com

ADDING WITHIN 5 (TRADITIONAL)



$$1 + 3 = 3$$

www.mathfactfluencyplayground.com

$$3 + 1 = 4$$

www.mathfactfluencyplayground.com

$$1 + 4 = 5$$

www.mathfactfluencyplayground.com

$$4 + 1 = 5$$

www.mathfactfluencyplayground.com

ADDING WITHIN 5 (TRADITIONAL)



2

+

1

1

2

www.mathfactfluencyplayground.com

www.mathfactfluencyplayground.com

2

+

2

2

2

www.mathfactfluencyplayground.com

www.mathfactfluencyplayground.com

ADDING WITHIN 5 (TRADITIONAL)



2

+

3

3

+

2

www.mathfactfluencyplayground.com

www.mathfactfluencyplayground.com

3

+

1

1

+

3

www.mathfactfluencyplayground.com

www.mathfactfluencyplayground.com

ADDING WITHIN 5 (TRADITIONAL)



$$3 + 2$$

www.mathfactfluencyplayground.com

$$2 + 3$$

www.mathfactfluencyplayground.com

$$4 + 1$$

www.mathfactfluencyplayground.com

$$1 + 4$$

www.mathfactfluencyplayground.com

**ADDING
WITHIN 5
(VERTICAL)**

Adding within 5 (Vertical)

With these cards students will work on adding within 5. It is important to relate the “turn around facts” to each other. The cards are made to be used front to back. Students need to see the turn around facts. They should learn to think about properties from the beginning.

$$\begin{array}{r} 1 \\ + \\ 4 \\ \hline \end{array}$$

www.mathfactfluencyplayground.com

$$\begin{array}{r} 4 \\ + \\ 1 \\ \hline \end{array}$$

www.mathfactfluencyplayground.com

ADDING WITHIN 5 (VERTICAL)



$$\begin{array}{r} 1 \\ + 1 \\ \hline \end{array}$$

www.mathfactfluencyplayground.com

$$\begin{array}{r} 1 \\ + 1 \\ \hline \end{array}$$

www.mathfactfluencyplayground.com

$$\begin{array}{r} 1 \\ + 2 \\ \hline \end{array}$$

www.mathfactfluencyplayground.com

$$\begin{array}{r} 2 \\ + 1 \\ \hline \end{array}$$

www.mathfactfluencyplayground.com

ADDING WITHIN 5 (VERTICAL)



$$\begin{array}{r} 1 \\ + 3 \\ \hline \end{array}$$

www.mathfactfluencyplayground.com

$$\begin{array}{r} 3 \\ + 1 \\ \hline \end{array}$$

www.mathfactfluencyplayground.com

$$\begin{array}{r} 1 \\ + 4 \\ \hline \end{array}$$

www.mathfactfluencyplayground.com

$$\begin{array}{r} 4 \\ + 1 \\ \hline \end{array}$$

www.mathfactfluencyplayground.com

ADDING WITHIN 5 (VERTICAL)



$$\begin{array}{r} 2 \\ + 1 \\ \hline \end{array}$$

www.mathfactfluencyplayground.com

$$\begin{array}{r} 1 \\ + 2 \\ \hline \end{array}$$

www.mathfactfluencyplayground.com

$$\begin{array}{r} 2 \\ + 2 \\ \hline \end{array}$$

www.mathfactfluencyplayground.com

$$\begin{array}{r} 2 \\ + 2 \\ \hline \end{array}$$

www.mathfactfluencyplayground.com

ADDING WITHIN 5 (VERTICAL)



$$\begin{array}{r} 2 \\ + 3 \\ \hline \end{array}$$

www.mathfactfluencyplayground.com

$$\begin{array}{r} 3 \\ + 2 \\ \hline \end{array}$$

www.mathfactfluencyplayground.com

$$\begin{array}{r} 3 \\ + 1 \\ \hline \end{array}$$

www.mathfactfluencyplayground.com

$$\begin{array}{r} 1 \\ + 3 \\ \hline \end{array}$$

www.mathfactfluencyplayground.com

ADDING WITHIN 5 (VERTICAL)



$$\begin{array}{r} 3 \\ + 2 \\ \hline \end{array}$$

www.mathfactfluencyplayground.com

$$\begin{array}{r} 2 \\ + 3 \\ \hline \end{array}$$

www.mathfactfluencyplayground.com

$$\begin{array}{r} 4 \\ + 1 \\ \hline \end{array}$$

www.mathfactfluencyplayground.com

$$\begin{array}{r} 1 \\ + 4 \\ \hline \end{array}$$

www.mathfactfluencyplayground.com

ADDING WITHIN 5 NUMBER BOND

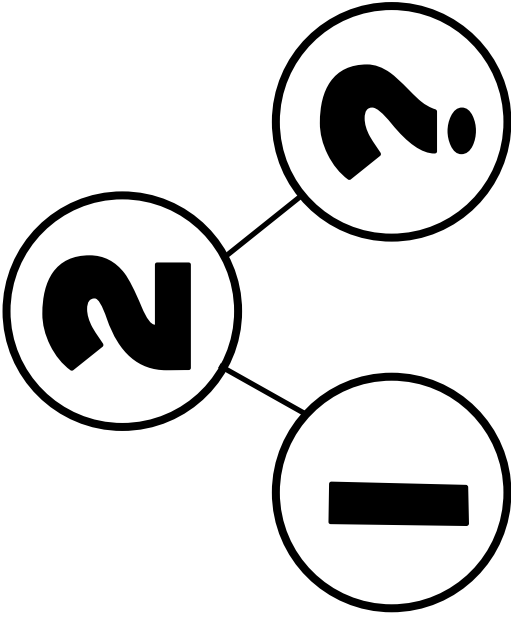
Adding within 5 Number Bond

With these cards students will work on adding within 5. These facts are modeled in number bonds. Like part part whole mats, number bonds help students to see the whole and the parts. They can either subtract or count up to find the sum.

www.mathfactfluencyplayground.com

www.mathfactfluencyplayground.com

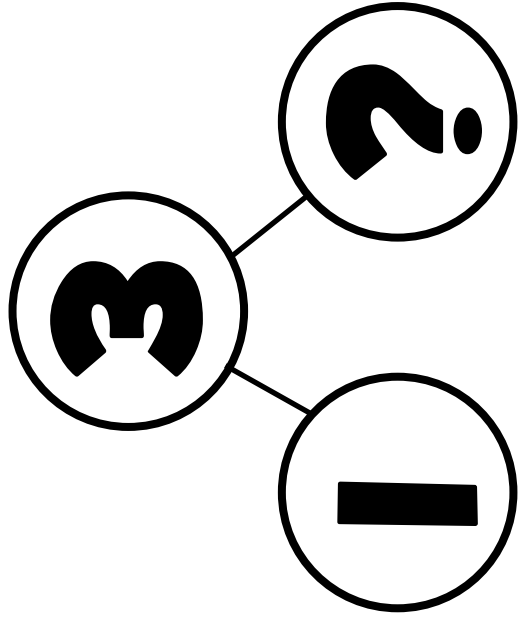
ADDING WITHIN 5 (NUMBER BOND)



www.mathfactfluencyplayground.com

1

www.mathfactfluencyplayground.com



www.mathfactfluencyplayground.com

2

www.mathfactfluencyplayground.com

ADDING WITHIN 5 (NUMBER BOND) ✂

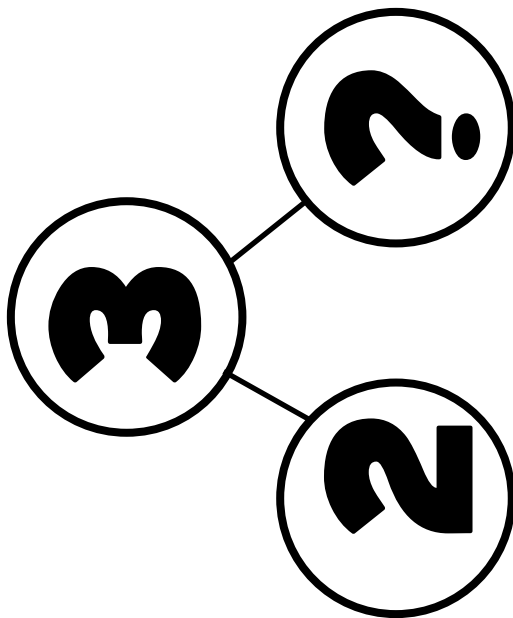
www.mathfactfluencyplayground.com

www.mathfactfluencyplayground.com


www.mathfactfluencyplayground.com

www.mathfactfluencyplayground.com

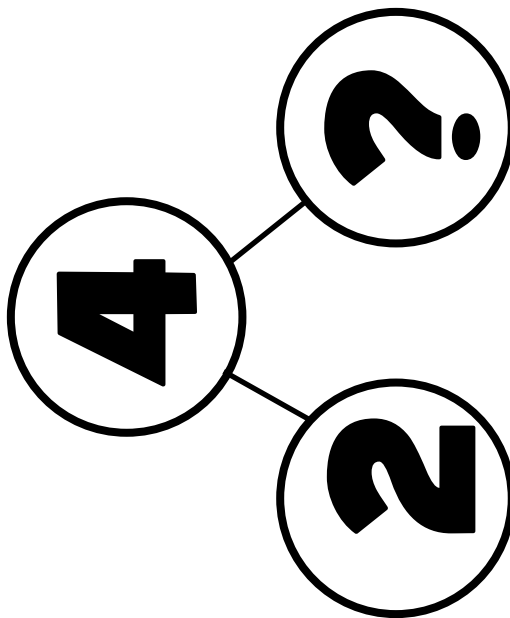
ADDING WITHIN 5 (NUMBER BOND)




www.mathfactfluencyplayground.com



www.mathfactfluencyplayground.com

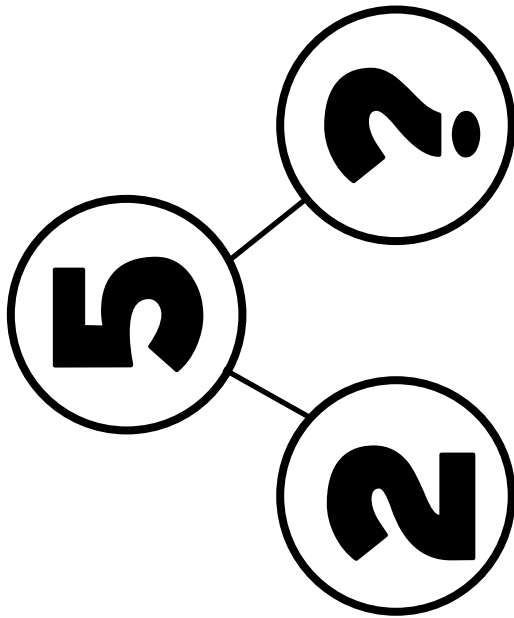


www.mathfactfluencyplayground.com



www.mathfactfluencyplayground.com

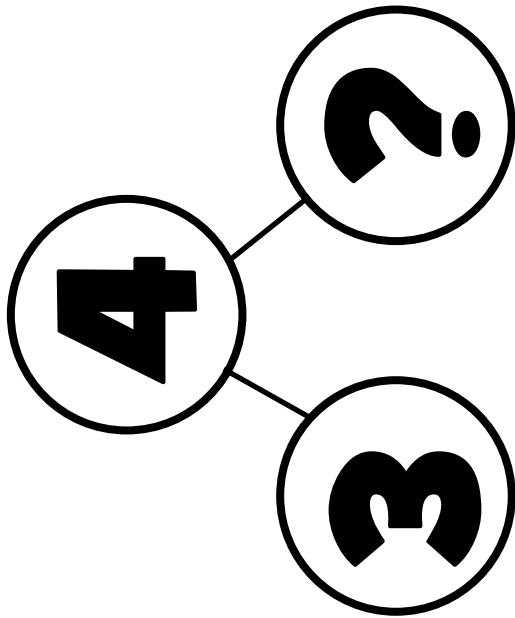
ADDING WITHIN 5 (NUMBER BOND)



www.mathfactfluencyplayground.com

3

www.mathfactfluencyplayground.com



www.mathfactfluencyplayground.com

1

www.mathfactfluencyplayground.com

Cut, fold and glue back to back

ADDING WITHIN 5 (NUMBER BOND)



<p>www.mathfactfluencyplayground.com</p>	<p>www.mathfactfluencyplayground.com</p>
--	--

<p>www.mathfactfluencyplayground.com</p>	<p>www.mathfactfluencyplayground.com</p>
--	--

**ADDING
WITHIN 5
MISSING
NUMBER**

Adding within 5: Missing Number

With these cards students will work on adding within 5. Missing addend cards should be discussed with the students. They should explain how they thought about the problem.

$$1 + \square = 2$$



Cut, fold and glue back to back

ADDING WITHIN 5: MISSING NUMBER



$1 + \square = 2$	1
www.mathfactfluencyplayground.com	www.mathfactfluencyplayground.com

$1 + \square = 3$	2
www.mathfactfluencyplayground.com	www.mathfactfluencyplayground.com

Cut, fold and glue back to back

ADDING WITHIN 5: MISSING NUMBER



$1 + \square = 4$	3
www.mathfactfluencyplayground.com	www.mathfactfluencyplayground.com

$1 + \square = 5$	4
www.mathfactfluencyplayground.com	www.mathfactfluencyplayground.com

Cut, fold and glue back to back

ADDING WITHIN 5: MISSING NUMBER



$2 + \square = 3$	1
www.mathfactfluencyplayground.com	www.mathfactfluencyplayground.com

$2 + \square = 4$	2
www.mathfactfluencyplayground.com	www.mathfactfluencyplayground.com

Cut, fold and glue back to back

ADDING WITHIN 5: MISSING NUMBER



$2 + \square = 5$	3
www.mathfactfluencyplayground.com	www.mathfactfluencyplayground.com

$3 + \square = 4$	1
www.mathfactfluencyplayground.com	www.mathfactfluencyplayground.com

Cut, fold and glue back to back

ADDING WITHIN 5: MISSING NUMBER



$3 + \square = 5$	2
www.mathfactfluencyplayground.com	www.mathfactfluencyplayground.com

$4 + \square = 5$	1
www.mathfactfluencyplayground.com	www.mathfactfluencyplayground.com

COUNTING ON (DICE)



Counting on with addition dice models

With these cards students will work on adding within 10. Remind students to always start with the big number when counting up 1, 2, or 3 numbers. They can also use other strategies depending on the number. With these cards we are also working on the “turn around facts.” Students need to learn the properties from the very beginning.

1

+



2



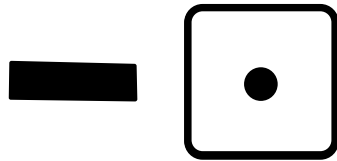
2

+

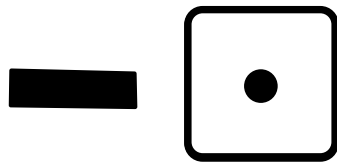
1



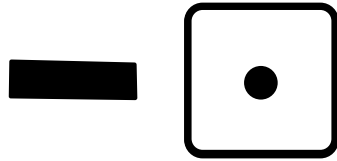
COUNTING ON



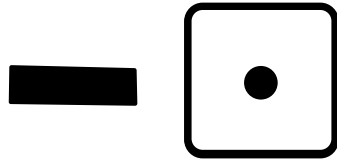
+



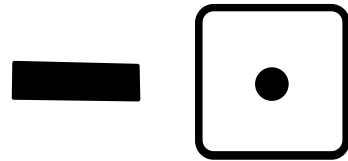
www.mathfactfluencyplayground.com



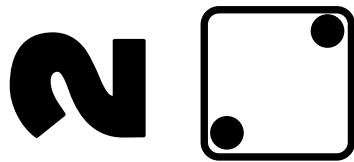
+



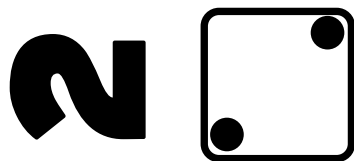
www.mathfactfluencyplayground.com



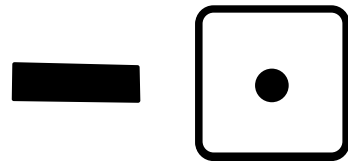
+



www.mathfactfluencyplayground.com




+




www.mathfactfluencyplayground.com

COUNTING ON



1 


+

3 


www.mathfactfluencyplayground.com

3 


+

1 

www.mathfactfluencyplayground.com

2 


+

1 

www.mathfactfluencyplayground.com

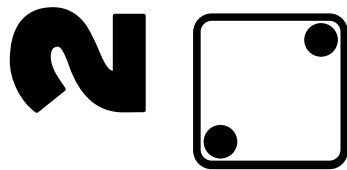
1 

+

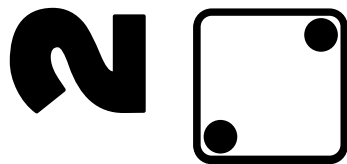
2 

www.mathfactfluencyplayground.com

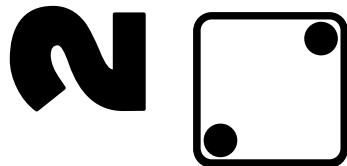
COUNTING ON



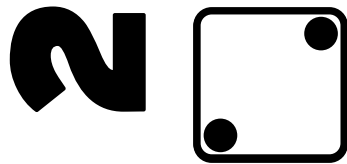
+



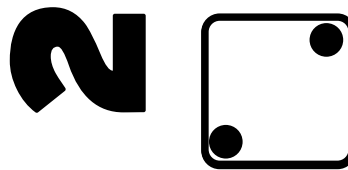
www.mathfactfluencyplayground.com




+



www.mathfactfluencyplayground.com



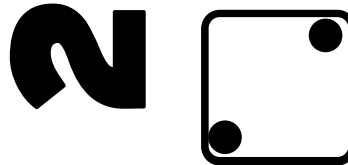
+



www.mathfactfluencyplayground.com



+




www.mathfactfluencyplayground.com

COUNTING ON




3




+

1




www.mathfactfluencyplayground.com

3




+

1




www.mathfactfluencyplayground.com

3




+

2



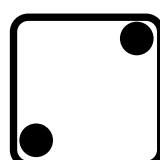
www.mathfactfluencyplayground.com

3



+

2




www.mathfactfluencyplayground.com

COUNTING ON




3




+

3




www.mathfactfluencyplayground.com

3




+

3




www.mathfactfluencyplayground.com

4




+

1




www.mathfactfluencyplayground.com

1



+

4




www.mathfactfluencyplayground.com

COUNTING ON




4




+

2




www.mathfactfluencyplayground.com

2




+

4




www.mathfactfluencyplayground.com

4




+

3




www.mathfactfluencyplayground.com

3




+

4




www.mathfactfluencyplayground.com

COUNTING ON




+

1




www.mathfactfluencyplayground.com

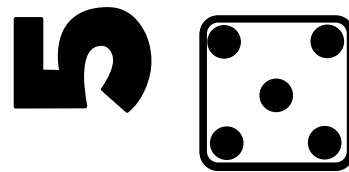


+

1




www.mathfactfluencyplayground.com




+

2




www.mathfactfluencyplayground.com



+

2



www.mathfactfluencyplayground.com

COUNTING ON



5



+

3



www.mathfactfluencyplayground.com

3




+

5




www.mathfactfluencyplayground.com

6




+

1




www.mathfactfluencyplayground.com

1



+


6




www.mathfactfluencyplayground.com

COUNTING ON




6 


+

2 


www.mathfactfluencyplayground.com

2 


+

6 

www.mathfactfluencyplayground.com

6 


+

3 

www.mathfactfluencyplayground.com

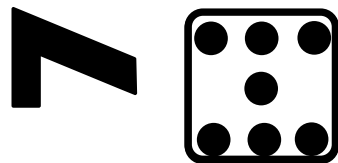
3 

+

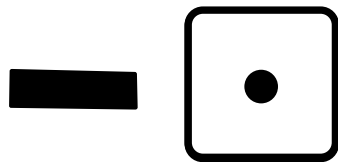
6 

www.mathfactfluencyplayground.com

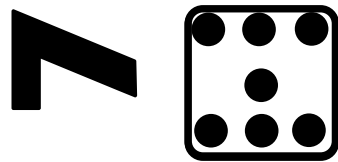
COUNTING ON



+

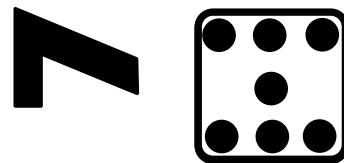


+

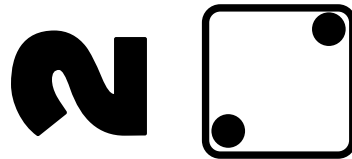
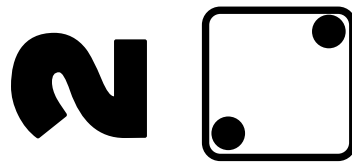


www.mathfactfluencyplayground.com

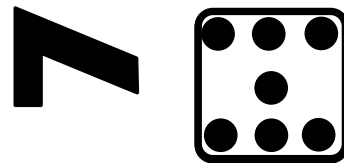
www.mathfactfluencyplayground.com



+



+




www.mathfactfluencyplayground.com

www.mathfactfluencyplayground.com

COUNTING ON




7




+

3



www.mathfactfluencyplayground.com

3




+

7




www.mathfactfluencyplayground.com

8




+

1




www.mathfactfluencyplayground.com

1



+

8





www.mathfactfluencyplayground.com

COUNTING ON





8 + 2



www.mathfactfluencyplayground.com

2 + 8



www.mathfactfluencyplayground.com

9 + 1

www.mathfactfluencyplayground.com

1 + 9

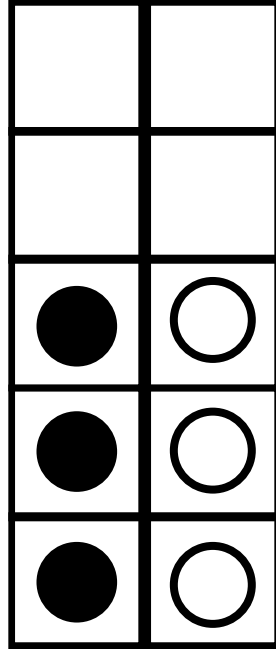
www.mathfactfluencyplayground.com

**ADDING
WITHIN 10
(TEN FRAMES)**

Adding within 10 (Ten Frame)

The facts are modeled in a ten frame so that students can visualize the facts. Students can play a match (cards face up) or concentration (cards face down) game. The goal is to find the expression and the sum. Students can also play sum war where they each pull a card and whoever has the highest sum keeps both cards. When all the cards are done, whoever has the most cards wins.

$$3 + 3$$



6

ADDING WITHIN 10 (10 FRAMES)



$$1 + 1$$

●	○		

www.mathfactfluencyplayground.com

2

www.mathfactfluencyplayground.com

$$1 + 2$$

●	○	○	

www.mathfactfluencyplayground.com

3

www.mathfactfluencyplayground.com

ADDING WITHIN 10 (10 FRAMES)



$$1 + 3$$

●	○	○	○		

www.mathfactfluencyplayground.com

4

www.mathfactfluencyplayground.com

$$1 + 4$$

●	○	○	○	○	

www.mathfactfluencyplayground.com

5

www.mathfactfluencyplayground.com

ADDING WITHIN 10 (10 FRAMES)



$$1 + 5$$

●	○	○	○	○	
○					

www.mathfactfluencyplayground.com

6

www.mathfactfluencyplayground.com

$$1 + 6$$

●	○	○	○	○	○
○		○			

www.mathfactfluencyplayground.com

7

www.mathfactfluencyplayground.com

ADDING WITHIN 10 (10 FRAMES)



$$1 + 7$$

●	○	○	○	○	○
○	○	○	○		

www.mathfactfluencyplayground.com

8

www.mathfactfluencyplayground.com

$$1 + 8$$

●	○	○	○	○	○
○	○	○	○	○	

www.mathfactfluencyplayground.com

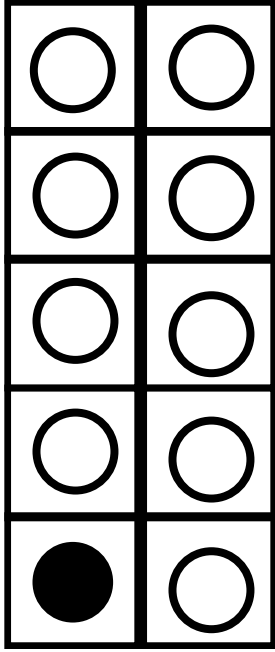
9

www.mathfactfluencyplayground.com

ADDING WITHIN 10 (10 FRAMES)



$$1 + 9$$

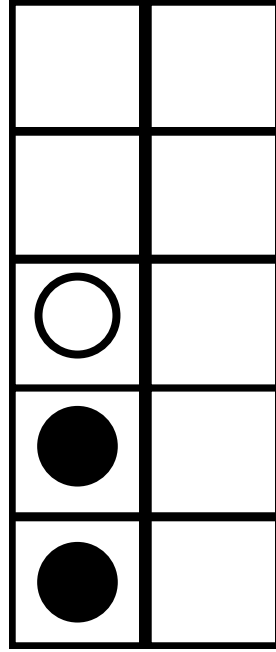


www.mathfactfluencyplayground.com

10

www.mathfactfluencyplayground.com

$$2 + 1$$



www.mathfactfluencyplayground.com

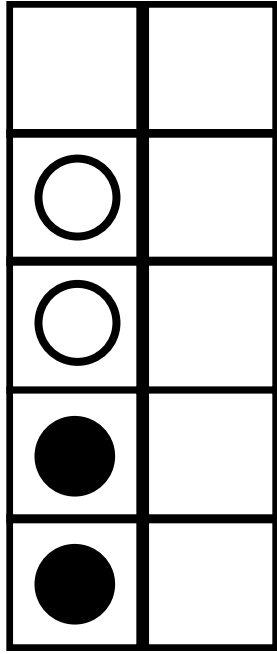
3

www.mathfactfluencyplayground.com

ADDING WITHIN 10 (10 FRAMES)



$$2 + 2$$

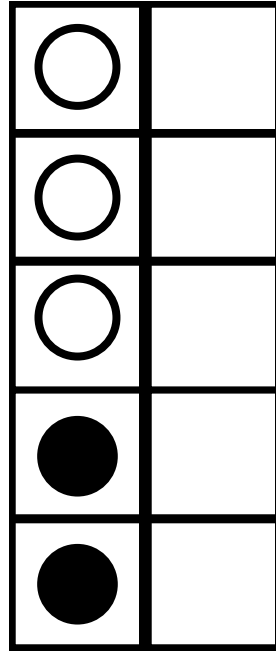


www.mathfactfluencyplayground.com

4

www.mathfactfluencyplayground.com

$$2 + 3$$



www.mathfactfluencyplayground.com

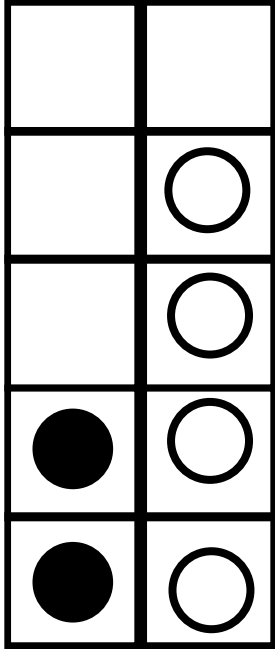
5

www.mathfactfluencyplayground.com

ADDING WITHIN 10 (10 FRAMES)



$$2 + 4$$

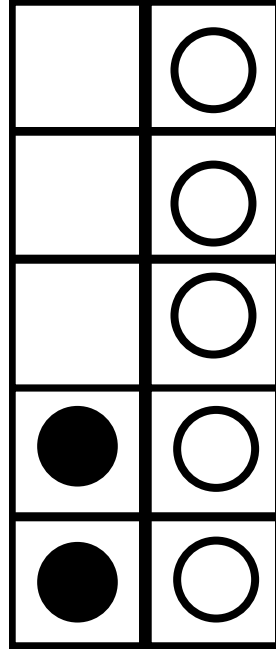


www.mathfactfluencyplayground.com

6

www.mathfactfluencyplayground.com

$$2 + 5$$



www.mathfactfluencyplayground.com

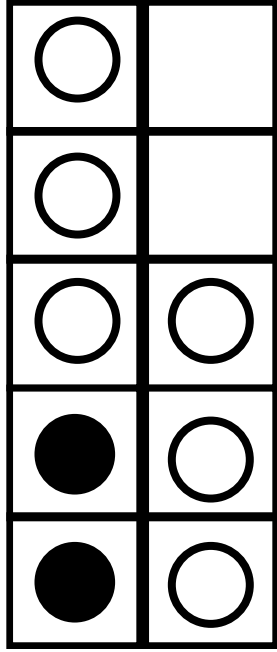
7

www.mathfactfluencyplayground.com

ADDING WITHIN 10 (10 FRAMES)



$$2 + 6$$

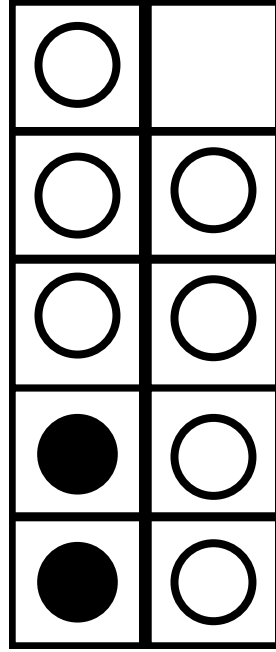


www.mathfactfluencyplayground.com

8

www.mathfactfluencyplayground.com

$$2 + 7$$



www.mathfactfluencyplayground.com

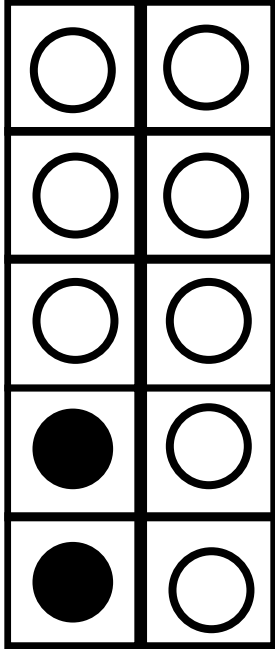
9

www.mathfactfluencyplayground.com

ADDING WITHIN 10 (10 FRAMES)



$$2 + 8$$

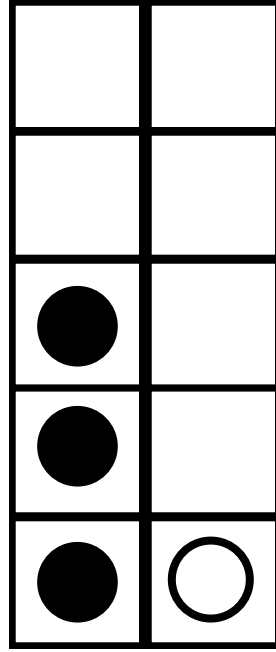


www.mathfactfluencyplayground.com

10

www.mathfactfluencyplayground.com

$$3 + 1$$



www.mathfactfluencyplayground.com

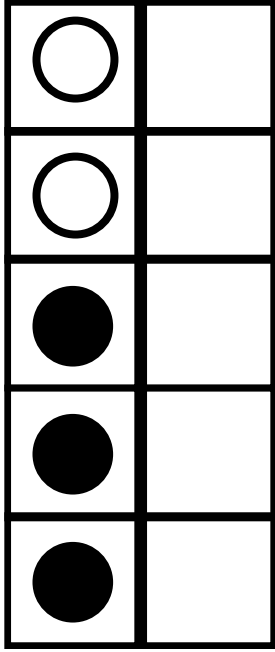
4

www.mathfactfluencyplayground.com

ADDING WITHIN 10 (10 FRAMES)



$$3 + 2$$

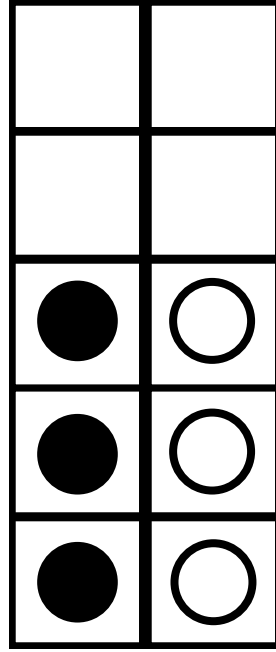


www.mathfactfluencyplayground.com

5

www.mathfactfluencyplayground.com

$$3 + 3$$



www.mathfactfluencyplayground.com

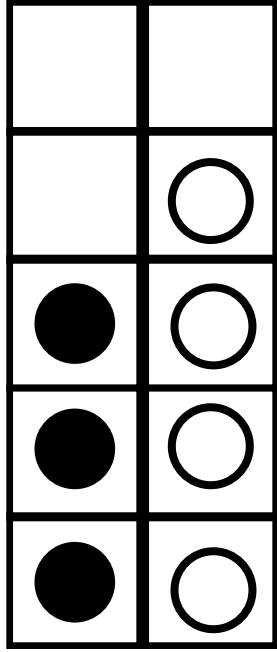
6

www.mathfactfluencyplayground.com

ADDING WITHIN 10 (10 FRAMES)



$$3 + 4$$

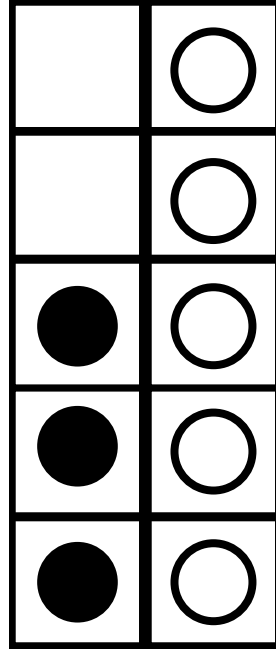


www.mathfactfluencyplayground.com

7

www.mathfactfluencyplayground.com

$$3 + 5$$



www.mathfactfluencyplayground.com


8

www.mathfactfluencyplayground.com

ADDING WITHIN 10 (10 FRAMES)



$$3 + 6$$




www.mathfactfluencyplayground.com

9

www.mathfactfluencyplayground.com

$$3 + 7$$



www.mathfactfluencyplayground.com


10

www.mathfactfluencyplayground.com

ADDING WITHIN 10 (10 FRAMES)



$$4 + 1$$

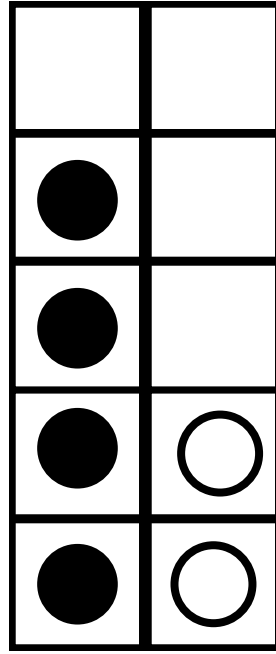


www.mathfactfluencyplayground.com

5

www.mathfactfluencyplayground.com

$$4 + 2$$



www.mathfactfluencyplayground.com


6

www.mathfactfluencyplayground.com

ADDING WITHIN 10 (10 FRAMES)



$$4 + 3$$




www.mathfactfluencyplayground.com

7

www.mathfactfluencyplayground.com

$$4 + 4$$



www.mathfactfluencyplayground.com


8

www.mathfactfluencyplayground.com

ADDING WITHIN 10 (10 FRAMES)



$$4 + 5$$




www.mathfactfluencyplayground.com

9

www.mathfactfluencyplayground.com

$$4 + 6$$



www.mathfactfluencyplayground.com

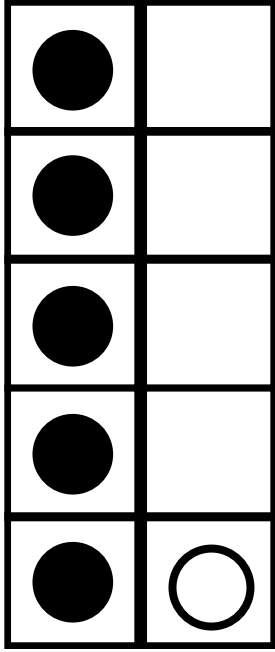
10

www.mathfactfluencyplayground.com

ADDING WITHIN 10 (10 FRAMES)



$$5 + 1$$

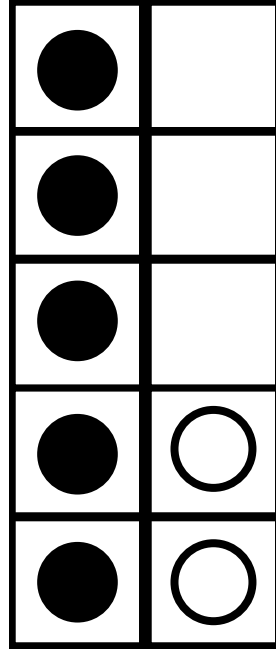


www.mathfluencyplayground.com

6

www.mathfluencyplayground.com

$$5 + 2$$



www.mathfluencyplayground.com


7

www.mathfluencyplayground.com

ADDING WITHIN 10 (10 FRAMES)



$$5 + 3$$




www.mathfactfluencyplayground.com

8

www.mathfactfluencyplayground.com

$$5 + 4$$



www.mathfactfluencyplayground.com


9

www.mathfactfluencyplayground.com

ADDING WITHIN 10 (10 FRAMES)



$$5 + 5$$

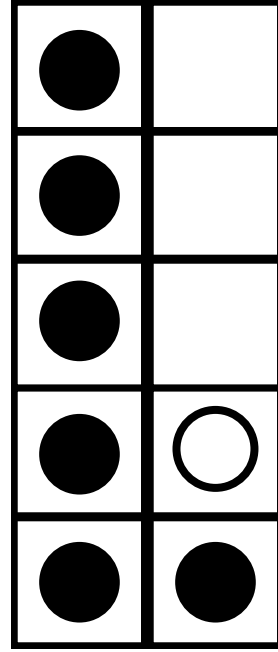


www.mathfactfluencyplayground.com

10

www.mathfactfluencyplayground.com

$$6 + 1$$



www.mathfactfluencyplayground.com


7

www.mathfactfluencyplayground.com

ADDING WITHIN 10 (10 FRAMES)



$$6 + 2$$




www.mathfactfluencyplayground.com

8

www.mathfactfluencyplayground.com

$$6 + 3$$



www.mathfactfluencyplayground.com


9

www.mathfactfluencyplayground.com

ADDING WITHIN 10 (10 FRAMES)



$$6 + 4$$




www.mathfactfluencyplayground.com

10

www.mathfactfluencyplayground.com

$$7 + 1$$



www.mathfactfluencyplayground.com


8

www.mathfactfluencyplayground.com

ADDING WITHIN 10 (10 FRAMES)



$$7 + 2$$




www.mathfactfluencyplayground.com

9

www.mathfactfluencyplayground.com

$$7 + 3$$



www.mathfactfluencyplayground.com


10

www.mathfactfluencyplayground.com

ADDING WITHIN 10 (10 FRAMES)



$$8 + 1$$




www.mathfactfluencyplayground.com

9

www.mathfactfluencyplayground.com

$$8 + 2$$



www.mathfactfluencyplayground.com


10

www.mathfactfluencyplayground.com


ADDING WITHIN 10 (10 FRAMES)



$$9 + 1$$




www.mathfactfluencyplayground.com




www.mathfactfluencyplayground.com

$$10 + 0$$



www.mathfactfluencyplayground.com



www.mathfactfluencyplayground.com

**MISSING
NUMBERS TO 10
(NUMBER LINE)**

Missing Numbers to 10

Missing Number Flashcards help students to work on thinking about and finding the missing number. We have scaffolded these flashcards with a number line to help students find the missing number by counting up. They could also count back.

*Look for doubles and make ten facts first

$$3 + ? = 10$$



0 1 2 3 4 5 6 7 8 9 10

www.mathfactfluencyplayground.com

7

www.mathfactfluencyplayground.com

MISSING NUMBERS TO 10



$$4 + ? = 8$$



0 1 2 3 4 5 6 7 8 9 10

www.mathfactfluencyplayground.com

www.mathfactfluencyplayground.com



***Look for doubles and make ten facts first**

$$4 + ? = 7$$



0 1 2 3 4 5 6 7 8 9 10

www.mathfactfluencyplayground.com

www.mathfactfluencyplayground.com

MISSING NUMBERS TO 10



$$8 + ? = 10$$



0 1 2 3 4 5 6 7 8 9 10

www.mathfactfluencyplayground.com

2

www.mathfactfluencyplayground.com



***Look for doubles and make ten facts first**

$$2 + ? = 6$$



0 1 2 3 4 5 6 7 8 9 10

www.mathfactfluencyplayground.com

4

www.mathfactfluencyplayground.com

MISSING NUMBERS TO 10

$$1 + ? = 4$$



0 1 2 3 4 5 6 7 8 9 10

www.mathfactfluencyplayground.com

3

www.mathfactfluencyplayground.com

***Look for doubles and make ten facts first**

$$2 + ? = 5$$



0 1 2 3 4 5 6 7 8 9 10

www.mathfactfluencyplayground.com

3

www.mathfactfluencyplayground.com

MISSING NUMBERS TO 10



$$7 + ? = 9$$



0 1 2 3 4 5 6 7 8 9 10

www.mathfactfluencyplayground.com

www.mathfactfluencyplayground.com



2

***Look for doubles and make ten facts first**

$$6 + ? = 10$$



0 1 2 3 4 5 6 7 8 9 10

www.mathfactfluencyplayground.com

www.mathfactfluencyplayground.com

4

MISSING NUMBERS TO 10

$$2 + ? = 8$$



0 1 2 3 4 5 6 7 8 9 10

www.mathfactfluencyplayground.com

6

www.mathfactfluencyplayground.com

***Look for doubles and make ten facts first**

$$5 + ? = 10$$



0 1 2 3 4 5 6 7 8 9 10

www.mathfactfluencyplayground.com

5

www.mathfactfluencyplayground.com

MISSING NUMBERS TO 10



$$3 + ? = 6$$



0 1 2 3 4 5 6 7 8 9 10

www.mathfactfluencyplayground.com

www.mathfactfluencyplayground.com



***Look for doubles and make ten facts first**

$$5 + ? = 7$$



0 1 2 3 4 5 6 7 8 9 10

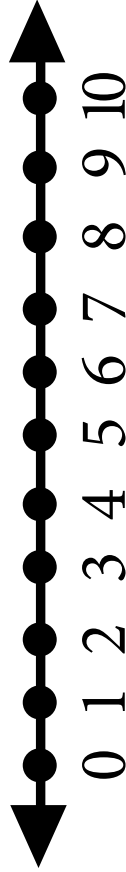
www.mathfactfluencyplayground.com

www.mathfactfluencyplayground.com

MISSING NUMBERS TO 10



$$2 + ? = 4$$



0 1 2 3 4 5 6 7 8 9 10

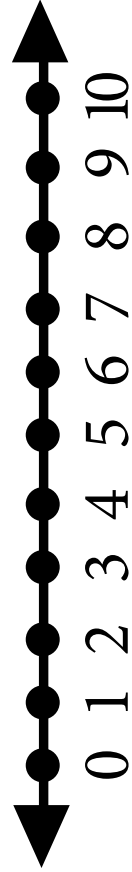
www.mathfactfluencyplayground.com

www.mathfactfluencyplayground.com



**Look for doubles and make ten facts first*

$$4 + ? = 5$$



0 1 2 3 4 5 6 7 8 9 10

www.mathfactfluencyplayground.com

www.mathfactfluencyplayground.com

MISSING NUMBERS TO 10



$$3 + ? = 4$$



0 1 2 3 4 5 6 7 8 9 10

www.mathfactfluencyplayground.com

www.mathfactfluencyplayground.com



**Look for doubles and make ten facts first*

$$4 + ? = 6$$



0 1 2 3 4 5 6 7 8 9 10

www.mathfactfluencyplayground.com

www.mathfactfluencyplayground.com

2

MISSING NUMBERS TO 10



$$3 + ? = 5$$



0 1 2 3 4 5 6 7 8 9 10

www.mathfactfluencyplayground.com

www.mathfactfluencyplayground.com

2



***Look for doubles and make ten facts first**

$$2 + ? = 9$$



0 1 2 3 4 5 6 7 8 9 10

www.mathfactfluencyplayground.com

www.mathfactfluencyplayground.com

7

MISSING NUMBERS TO 10

$$5 + ? = 8$$



0 1 2 3 4 5 6 7 8 9 10

www.mathfactfluencyplayground.com

3

www.mathfactfluencyplayground.com

**Look for doubles and make ten facts first*

$$3 + ? = 9$$



0 1 2 3 4 5 6 7 8 9 10

www.mathfactfluencyplayground.com

6

www.mathfactfluencyplayground.com

MISSING NUMBERS TO 10

$$2 + ? = 10$$



0 1 2 3 4 5 6 7 8 9 10

www.mathfactfluencyplayground.com

8

www.mathfactfluencyplayground.com

**Look for doubles and make ten facts first*

$$4 + ? = 10$$



0 1 2 3 4 5 6 7 8 9 10

www.mathfactfluencyplayground.com

6

www.mathfactfluencyplayground.com

MISSING NUMBERS TO 10



$$3 + ? = 7$$



0 1 2 3 4 5 6 7 8 9 10

www.mathfactfluencyplayground.com

www.mathfactfluencyplayground.com



4

**Look for doubles and make ten facts first*

$$1 + ? = 5$$



0 1 2 3 4 5 6 7 8 9 10

www.mathfactfluencyplayground.com

www.mathfactfluencyplayground.com

4

MISSING NUMBERS TO 10



$$6 + ? = 9$$



0 1 2 3 4 5 6 7 8 9 10

www.mathfactfluencyplayground.com

www.mathfactfluencyplayground.com



3

**Look for doubles and make ten facts first*

$$3 + ? = 8$$



0 1 2 3 4 5 6 7 8 9 10

www.mathfactfluencyplayground.com

www.mathfactfluencyplayground.com

5

MISSING NUMBERS TO 10



$$1 + ? = 1$$



0 1 2 3 4 5 6 7 8 9 10

www.mathfactfluencyplayground.com

www.mathfactfluencyplayground.com



***Look for doubles and make ten facts first**

$$7 + ? = 10$$



0 1 2 3 4 5 6 7 8 9 10

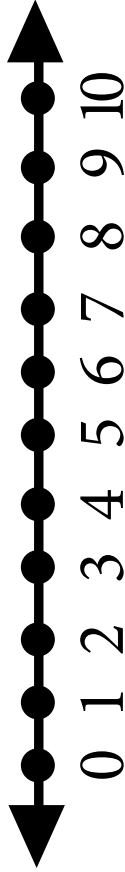
www.mathfactfluencyplayground.com

www.mathfactfluencyplayground.com

MISSING NUMBERS TO 10




$$5 + ? = 5$$



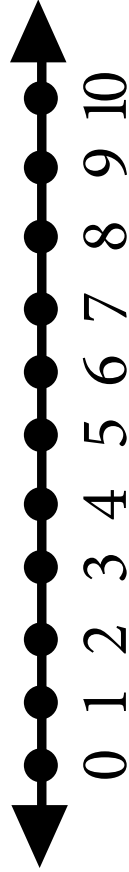
www.mathfluencyplayground.com

www.mathfluencyplayground.com



***Look for doubles and make ten facts first**

$$1 + ? = 2$$



www.mathfluencyplayground.com

www.mathfluencyplayground.com



MISSING NUMBERS TO 10

$$6 + ? = 8$$



0 1 2 3 4 5 6 7 8 9 10

www.mathfactfluencyplayground.com

2

www.mathfactfluencyplayground.com

***Look for doubles and make ten facts first**

$$0 + ? = 5$$



0 1 2 3 4 5 6 7 8 9 10

www.mathfactfluencyplayground.com

5

www.mathfactfluencyplayground.com

MISSING NUMBERS TO 10

$$0 + ? = 0$$



0 1 2 3 4 5 6 7 8 9 10

www.mathfactfluencyplayground.com

0

www.mathfactfluencyplayground.com

***Look for doubles and make ten facts first**

$$1 + ? = 3$$



0 1 2 3 4 5 6 7 8 9 10

www.mathfactfluencyplayground.com

2

www.mathfactfluencyplayground.com

MISSING NUMBERS TO 10



$$0 + ? = 1$$



0 1 2 3 4 5 6 7 8 9 10

www.mathfactfluencyplayground.com

www.mathfactfluencyplayground.com



***Look for doubles and make ten facts first**

$$2 + ? = 3$$



0 1 2 3 4 5 6 7 8 9 10

www.mathfactfluencyplayground.com

www.mathfactfluencyplayground.com



MISSING NUMBERS TO 10



$$2 + ? = 7$$



0 1 2 3 4 5 6 7 8 9 10

www.mathfactfluencyplayground.com

5

www.mathfactfluencyplayground.com

SIGN LANGUAGE
ADD WITHIN 10

Sign Language Add within 10

With these cards students can practice adding in sign language. They will have to be taught the number representations.

5

+

5



10

10

Sign Language Addition

1

+

2



www.mathfactfluencyplayground.com

3

www.mathfactfluencyplayground.com

2

+

1

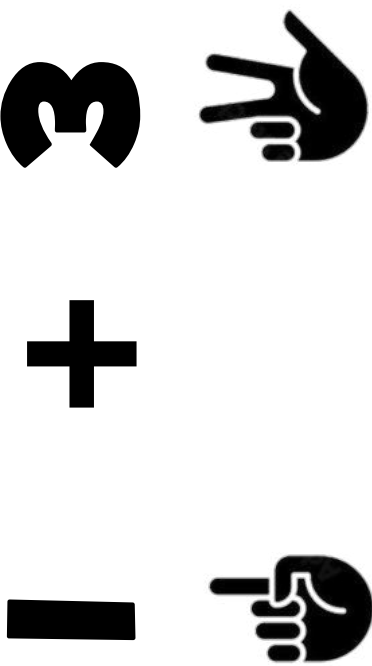


www.mathfactfluencyplayground.com


3

www.mathfactfluencyplayground.com

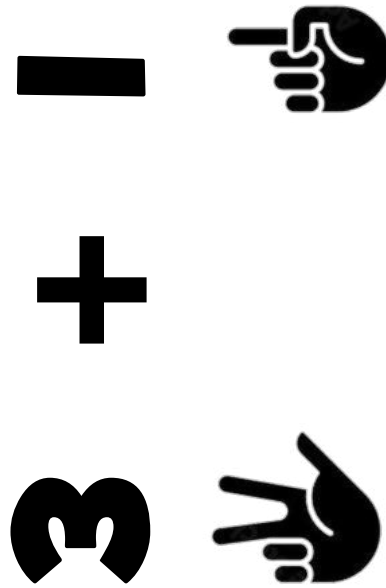
Sign Language Addition




www.mathfactfluencyplayground.com



www.mathfactfluencyplayground.com





www.mathfactfluencyplayground.com



www.mathfactfluencyplayground.com

Sign Language Addition

1 + 4





www.mathfactfluencyplayground.com

5

www.mathfactfluencyplayground.com

4 + 1



www.mathfactfluencyplayground.com

5

www.mathfactfluencyplayground.com

Sign Language Addition



2

+

2



www.mathfactfluencyplayground.com

4

www.mathfactfluencyplayground.com



1

+

1



www.mathfactfluencyplayground.com

2

www.mathfactfluencyplayground.com

Sign Language Addition

3

+

2



www.mathfactfluencyplayground.com

5

www.mathfactfluencyplayground.com

2

+

3



www.mathfactfluencyplayground.com

5

www.mathfactfluencyplayground.com

Sign Language Addition

2

+

4



www.mathfactfluencyplayground.com

6

www.mathfactfluencyplayground.com

4

+

2





www.mathfactfluencyplayground.com

6

www.mathfactfluencyplayground.com

Sign Language Addition

2 + 5





www.mathfactfluencyplayground.com

7

www.mathfactfluencyplayground.com

5 + 2





www.mathfactfluencyplayground.com

7

www.mathfactfluencyplayground.com

Sign Language Addition

3 + **7**





www.mathfactfluencyplayground.com

10

www.mathfactfluencyplayground.com

7 + **3**



www.mathfactfluencyplayground.com



10

www.mathfactfluencyplayground.com

Sign Language Addition



2 + 7





www.mathfactfluencyplayground.com

9

www.mathfactfluencyplayground.com



7 + 2



www.mathfactfluencyplayground.com

9

www.mathfactfluencyplayground.com

Sign Language Addition



2



+

6



www.mathfactfluencyplayground.com

8

www.mathfactfluencyplayground.com



6



+

2



www.mathfactfluencyplayground.com

8

www.mathfactfluencyplayground.com

Sign Language Addition

2



+

8



www.mathfactfluencyplayground.com

10

www.mathfactfluencyplayground.com

8



+

2





www.mathfactfluencyplayground.com

10

www.mathfactfluencyplayground.com

Sign Language Addition

3 **+** **4**



 

www.mathfactfluencyplayground.com

7

www.mathfactfluencyplayground.com

4 **+** **3**

www.mathfactfluencyplayground.com

7

www.mathfactfluencyplayground.com

Sign Language Addition

3

+

3



www.mathfactfluencyplayground.com

www.mathfactfluencyplayground.com

4

+

4



www.mathfactfluencyplayground.com

www.mathfactfluencyplayground.com

6

8

Sign Language Addition



3



+

5



www.mathfactfluencyplayground.com

8

www.mathfactfluencyplayground.com



5



+

3



www.mathfactfluencyplayground.com

8

www.mathfactfluencyplayground.com

Sign Language Addition



3



+

6



www.mathfactfluencyplayground.com

9

www.mathfactfluencyplayground.com



6



+

3





www.mathfactfluencyplayground.com

9


www.mathfactfluencyplayground.com

Sign Language Addition

4 + 6





www.mathfactfluencyplayground.com




www.mathfactfluencyplayground.com

6 + 4



www.mathfactfluencyplayground.com



www.mathfactfluencyplayground.com

**ADDING
WITHIN 10
(TRADITIONAL)**

Adding within 10 (Traditional)

With these cards students will work on adding within 10. It is important to relate the “turn around facts” to each other. The cards are made to be used front to back. With these cards we are also working on the “turn around facts.” Students need to learn the properties from the very beginning.

3

+

1

1

+

3

ADDING WITHIN 10 (TRADITIONAL)



$$1 + 1 = 2$$

www.mathfactfluencyplayground.com

$$1 + 1 = 2$$

www.mathfactfluencyplayground.com

$$1 + 2 = 3$$

www.mathfactfluencyplayground.com

$$1 + 2 = 3$$

www.mathfactfluencyplayground.com

ADDING WITHIN 10 (TRADITIONAL)

1

+

3

3

+

1

www.mathfactfluencyplayground.com

www.mathfactfluencyplayground.com

1

+

4

4

+

1

www.mathfactfluencyplayground.com

www.mathfactfluencyplayground.com

ADDING WITHIN 10 (TRADITIONAL)



$$1 + 5 = 6$$

www.mathfactfluencyplayground.com

$$5 + 1 = 6$$

www.mathfactfluencyplayground.com

$$1 + 6 = 7$$

www.mathfactfluencyplayground.com

$$6 + 1 = 7$$

www.mathfactfluencyplayground.com

ADDING WITHIN 10 (TRADITIONAL)



$$1 + 7 = 8$$

www.mathfactfluencyplayground.com

$$7 + 1 = 8$$

www.mathfactfluencyplayground.com

$$1 + 8 = 9$$

www.mathfactfluencyplayground.com

$$8 + 1 = 9$$

www.mathfactfluencyplayground.com

ADDING WITHIN 10 (TRADITIONAL)



$$1 + 9$$

www.mathfactfluencyplayground.com

$$9 + 1$$

www.mathfactfluencyplayground.com

$$2 + 1$$

www.mathfactfluencyplayground.com

$$1 + 2$$

www.mathfactfluencyplayground.com

ADDING WITHIN 10 (TRADITIONAL)



2

+

2

www.mathfactfluencyplayground.com

2

+

2

www.mathfactfluencyplayground.com

2

+

3

www.mathfactfluencyplayground.com

3

+

2

www.mathfactfluencyplayground.com

ADDING WITHIN 10 (TRADITIONAL)



2

+

4

4

+

2

www.mathfactfluencyplayground.com

www.mathfactfluencyplayground.com

2

+

5

5

+

2

www.mathfactfluencyplayground.com

www.mathfactfluencyplayground.com

ADDING WITHIN 10 (TRADITIONAL)

$$2 + 6 = 8$$

www.mathfactfluencyplayground.com

$$6 + 2 = 8$$

www.mathfactfluencyplayground.com

$$2 + 7 = 9$$

www.mathfactfluencyplayground.com

$$7 + 2 = 9$$

www.mathfactfluencyplayground.com

ADDING WITHIN 10 (TRADITIONAL)



2

+

8

8

+

2

www.mathfactfluencyplayground.com

www.mathfactfluencyplayground.com

3

+

1

1

+

3

www.mathfactfluencyplayground.com

www.mathfactfluencyplayground.com

ADDING WITHIN 10 (TRADITIONAL)



3

+

2

2

+

3

www.mathfactfluencyplayground.com

www.mathfactfluencyplayground.com

3

+

3

3

+

3

www.mathfactfluencyplayground.com

www.mathfactfluencyplayground.com

ADDING WITHIN 10 (TRADITIONAL)



3

+

4

3

+

4

www.mathfactfluencyplayground.com

www.mathfactfluencyplayground.com

3

+

5

3

+

5

www.mathfactfluencyplayground.com

www.mathfactfluencyplayground.com

ADDING WITHIN 10 (TRADITIONAL)



3

+

6

6

+

3

www.mathfactfluencyplayground.com

www.mathfactfluencyplayground.com

3

+

7

7

+

3

www.mathfactfluencyplayground.com

www.mathfactfluencyplayground.com

ADDING WITHIN 10 (TRADITIONAL)



4

+

1

1

+

4

www.mathfactfluencyplayground.com

www.mathfactfluencyplayground.com

4

+

2

2

+

4

www.mathfactfluencyplayground.com

www.mathfactfluencyplayground.com

ADDING WITHIN 10 (TRADITIONAL)



4

+

3

3

+

4

www.mathfactfluencyplayground.com

www.mathfactfluencyplayground.com

4

+

4

4

+

4

www.mathfactfluencyplayground.com

www.mathfactfluencyplayground.com

ADDING WITHIN 10 (TRADITIONAL)



4

+

5

5

+

4

www.mathfactfluencyplayground.com

www.mathfactfluencyplayground.com

4

+

6

6

+

4

www.mathfactfluencyplayground.com

www.mathfactfluencyplayground.com

ADDING WITHIN 10 (TRADITIONAL)

5

+

1

1

+

5

www.mathfactfluencyplayground.com

www.mathfactfluencyplayground.com

5

+

2

2

+

5

www.mathfactfluencyplayground.com

www.mathfactfluencyplayground.com

ADDING WITHIN 10 (TRADITIONAL)



5

+

3

3

+

5

www.mathfactfluencyplayground.com

www.mathfactfluencyplayground.com

5

+

4

4

+

5

www.mathfactfluencyplayground.com

www.mathfactfluencyplayground.com

ADDING WITHIN 10 (TRADITIONAL)



5

+

5

5

+

5

www.mathfactfluencyplayground.com

www.mathfactfluencyplayground.com

6

+

1

1

+

6

www.mathfactfluencyplayground.com

www.mathfactfluencyplayground.com

ADDING WITHIN 10 (TRADITIONAL)



6

+

2

2

6

www.mathfactfluencyplayground.com

www.mathfactfluencyplayground.com

6

+

3

3

6

www.mathfactfluencyplayground.com

www.mathfactfluencyplayground.com

ADDING WITHIN 10 (TRADITIONAL)



$$6 + 4 = 10$$

www.mathfactfluencyplayground.com

www.mathfactfluencyplayground.com

$$7 + 3 = 10$$

www.mathfactfluencyplayground.com

www.mathfactfluencyplayground.com

ADDING WITHIN 10 (TRADITIONAL)



7

+

2

www.mathfactfluencyplayground.com

2

+

7

www.mathfactfluencyplayground.com

7

+

3

www.mathfactfluencyplayground.com

3

+

7

www.mathfactfluencyplayground.com

ADDING WITHIN 10 (TRADITIONAL)



8

+

1

1

+

8

www.mathfactfluencyplayground.com

www.mathfactfluencyplayground.com

8

+

2

2

+

8

www.mathfactfluencyplayground.com

www.mathfactfluencyplayground.com

ADDING WITHIN 10 (TRADITIONAL)



9

+

1

www.mathfactfluencyplayground.com

1

+

9

www.mathfactfluencyplayground.com

10

+

0

www.mathfactfluencyplayground.com

0

+

10

www.mathfactfluencyplayground.com

**ADDING
WITHIN 10
(VERTICAL)**

Adding within 10 (Vertical)

With these cards students will work on adding within 10. It is important to relate the “turn around facts” to each other. The cards are made to be used front to back. Students need to see the turn around facts. They should learn to think about properties from the beginning.

$$\begin{array}{r} 1 \\ + \\ 1 \\ \hline \end{array}$$

www.mathfactfluencyplayground.com

$$\begin{array}{r} 1 \\ + \\ 1 \\ \hline \end{array}$$

www.mathfactfluencyplayground.com

ADDING WITHIN 10 (VERTICAL)



$$\begin{array}{r} 1 \\ + \\ 1 \\ \hline \end{array}$$

www.mathfactfluencyplayground.com

$$\begin{array}{r} 1 \\ + \\ 1 \\ \hline \end{array}$$

www.mathfactfluencyplayground.com

$$\begin{array}{r} 1 \\ + \\ 2 \\ \hline \end{array}$$

www.mathfactfluencyplayground.com

$$\begin{array}{r} 2 \\ + \\ 1 \\ \hline \end{array}$$

www.mathfactfluencyplayground.com

ADDING WITHIN 10 (VERTICAL)



$$\begin{array}{r} 1 \\ + 3 \\ \hline \end{array}$$

www.mathfactfluencyplayground.com

$$\begin{array}{r} 3 \\ + 1 \\ \hline \end{array}$$

www.mathfactfluencyplayground.com

$$\begin{array}{r} 1 \\ + 4 \\ \hline \end{array}$$

www.mathfactfluencyplayground.com

$$\begin{array}{r} 4 \\ + 1 \\ \hline \end{array}$$

www.mathfactfluencyplayground.com

ADDING WITHIN 10 (VERTICAL)



$$\begin{array}{r} 1 \\ + 5 \\ \hline \end{array}$$

www.mathfactfluencyplayground.com

$$\begin{array}{r} 5 \\ + 1 \\ \hline \end{array}$$

www.mathfactfluencyplayground.com

$$\begin{array}{r} 1 \\ + 6 \\ \hline \end{array}$$

www.mathfactfluencyplayground.com

$$\begin{array}{r} 6 \\ + 1 \\ \hline \end{array}$$

www.mathfactfluencyplayground.com

ADDING WITHIN 10 (VERTICAL)



$$\begin{array}{r} 1 \\ + 7 \\ \hline \end{array}$$

www.mathfactfluencyplayground.com

$$\begin{array}{r} 7 \\ + 1 \\ \hline \end{array}$$

www.mathfactfluencyplayground.com

$$\begin{array}{r} 1 \\ + 8 \\ \hline \end{array}$$

www.mathfactfluencyplayground.com

$$\begin{array}{r} 8 \\ + 1 \\ \hline \end{array}$$

www.mathfactfluencyplayground.com

ADDING WITHIN 10 (VERTICAL)



$$\begin{array}{r} 1 \\ + 9 \\ \hline \end{array}$$

www.mathfactfluencyplayground.com

$$\begin{array}{r} 9 \\ + 1 \\ \hline \end{array}$$

www.mathfactfluencyplayground.com

$$\begin{array}{r} 2 \\ + 1 \\ \hline \end{array}$$

www.mathfactfluencyplayground.com

$$\begin{array}{r} 1 \\ + 2 \\ \hline \end{array}$$

www.mathfactfluencyplayground.com

ADDING WITHIN 10 (VERTICAL)



$$\begin{array}{r} 2 \\ + 2 \\ \hline \end{array}$$

www.mathfactfluencyplayground.com

$$\begin{array}{r} 2 \\ + 2 \\ \hline \end{array}$$

www.mathfactfluencyplayground.com

$$\begin{array}{r} 2 \\ + 3 \\ \hline \end{array}$$

www.mathfactfluencyplayground.com

$$\begin{array}{r} 3 \\ + 2 \\ \hline \end{array}$$

www.mathfactfluencyplayground.com

ADDING WITHIN 10 (VERTICAL)



$$\begin{array}{r} 2 \\ + 4 \\ \hline \end{array}$$

www.mathfactfluencyplayground.com

$$\begin{array}{r} 4 \\ + 2 \\ \hline \end{array}$$

www.mathfactfluencyplayground.com

$$\begin{array}{r} 2 \\ + 5 \\ \hline \end{array}$$

www.mathfactfluencyplayground.com

$$\begin{array}{r} 5 \\ + 2 \\ \hline \end{array}$$

www.mathfactfluencyplayground.com

ADDING WITHIN 10 (VERTICAL)



$$\begin{array}{r} 2 \\ + 6 \\ \hline \end{array}$$

www.mathfactfluencyplayground.com

$$\begin{array}{r} 6 \\ + 2 \\ \hline \end{array}$$

www.mathfactfluencyplayground.com

$$\begin{array}{r} 2 \\ + 7 \\ \hline \end{array}$$

www.mathfactfluencyplayground.com

$$\begin{array}{r} 7 \\ + 2 \\ \hline \end{array}$$

www.mathfactfluencyplayground.com

ADDING WITHIN 10 (VERTICAL)



$$\begin{array}{r} 2 \\ + 8 \\ \hline \end{array}$$

www.mathfactfluencyplayground.com

$$\begin{array}{r} 8 \\ + 2 \\ \hline \end{array}$$

www.mathfactfluencyplayground.com

$$\begin{array}{r} 3 \\ + 1 \\ \hline \end{array}$$

www.mathfactfluencyplayground.com

$$\begin{array}{r} 1 \\ + 3 \\ \hline \end{array}$$

www.mathfactfluencyplayground.com

ADDING WITHIN 10 (VERTICAL)



$$\begin{array}{r} 3 \\ + 2 \\ \hline \end{array}$$

www.mathfactfluencyplayground.com

$$\begin{array}{r} 2 \\ + 3 \\ \hline \end{array}$$

www.mathfactfluencyplayground.com

$$\begin{array}{r} 3 \\ + 3 \\ \hline \end{array}$$

www.mathfactfluencyplayground.com

$$\begin{array}{r} 3 \\ + 3 \\ \hline \end{array}$$

www.mathfactfluencyplayground.com

ADDING WITHIN 10 (VERTICAL)



$$\begin{array}{r} 3 \\ + 4 \\ \hline \end{array}$$

www.mathfactfluencyplayground.com

$$\begin{array}{r} 4 \\ + 3 \\ \hline \end{array}$$

www.mathfactfluencyplayground.com

$$\begin{array}{r} 3 \\ + 5 \\ \hline \end{array}$$

www.mathfactfluencyplayground.com

$$\begin{array}{r} 5 \\ + 3 \\ \hline \end{array}$$

www.mathfactfluencyplayground.com

ADDING WITHIN 10 (VERTICAL)



$$\begin{array}{r} 3 \\ + 6 \\ \hline \end{array}$$

www.mathfactfluencyplayground.com

$$\begin{array}{r} 6 \\ + 3 \\ \hline \end{array}$$

www.mathfactfluencyplayground.com

$$\begin{array}{r} 3 \\ + 7 \\ \hline \end{array}$$

www.mathfactfluencyplayground.com

$$\begin{array}{r} 7 \\ + 3 \\ \hline \end{array}$$

www.mathfactfluencyplayground.com

ADDING WITHIN 10 (VERTICAL)



$$\begin{array}{r} 4 \\ + 1 \\ \hline \end{array}$$

www.mathfactfluencyplayground.com

$$\begin{array}{r} 1 \\ + 4 \\ \hline \end{array}$$

www.mathfactfluencyplayground.com

$$\begin{array}{r} 4 \\ + 2 \\ \hline \end{array}$$

www.mathfactfluencyplayground.com

$$\begin{array}{r} 2 \\ + 4 \\ \hline \end{array}$$

www.mathfactfluencyplayground.com

ADDING WITHIN 10 (VERTICAL)



$$\begin{array}{r} 4 \\ + 3 \\ \hline \end{array}$$

www.mathfactfluencyplayground.com

$$\begin{array}{r} 3 \\ + 4 \\ \hline \end{array}$$

www.mathfactfluencyplayground.com

$$\begin{array}{r} 4 \\ + 4 \\ \hline \end{array}$$

www.mathfactfluencyplayground.com

$$\begin{array}{r} 4 \\ + 4 \\ \hline \end{array}$$

www.mathfactfluencyplayground.com

ADDING WITHIN 10 (VERTICAL)



$$\begin{array}{r} 4 \\ + 5 \\ \hline \end{array}$$

www.mathfactfluencyplayground.com

$$\begin{array}{r} 5 \\ + 4 \\ \hline \end{array}$$

www.mathfactfluencyplayground.com

$$\begin{array}{r} 4 \\ + 6 \\ \hline \end{array}$$

www.mathfactfluencyplayground.com

$$\begin{array}{r} 6 \\ + 4 \\ \hline \end{array}$$

www.mathfactfluencyplayground.com

ADDING WITHIN 10 (VERTICAL)



$$\begin{array}{r} 5 \\ + 1 \\ \hline \end{array}$$

www.mathfactfluencyplayground.com

$$\begin{array}{r} 1 \\ + 5 \\ \hline \end{array}$$

www.mathfactfluencyplayground.com

$$\begin{array}{r} 5 \\ + 2 \\ \hline \end{array}$$

www.mathfactfluencyplayground.com

$$\begin{array}{r} 2 \\ + 5 \\ \hline \end{array}$$

www.mathfactfluencyplayground.com

ADDING WITHIN 10 (VERTICAL)



$$\begin{array}{r} 5 \\ + 3 \\ \hline \end{array}$$

www.mathfactfluencyplayground.com

$$\begin{array}{r} 3 \\ + 5 \\ \hline \end{array}$$

www.mathfactfluencyplayground.com

$$\begin{array}{r} 5 \\ + 4 \\ \hline \end{array}$$

www.mathfactfluencyplayground.com

$$\begin{array}{r} 4 \\ + 5 \\ \hline \end{array}$$

www.mathfactfluencyplayground.com

ADDING WITHIN 10 (VERTICAL)



$$\begin{array}{r} 5 \\ + 5 \\ \hline \end{array}$$

www.mathfactfluencyplayground.com

$$\begin{array}{r} 5 \\ + 5 \\ \hline \end{array}$$

www.mathfactfluencyplayground.com

$$\begin{array}{r} 6 \\ + 1 \\ \hline \end{array}$$

www.mathfactfluencyplayground.com

$$\begin{array}{r} 1 \\ + 6 \\ \hline \end{array}$$

www.mathfactfluencyplayground.com

ADDING WITHIN 10 (VERTICAL)



$$\begin{array}{r} 6 \\ + 2 \\ \hline \end{array}$$

www.mathfactfluencyplayground.com

$$\begin{array}{r} 2 \\ + 6 \\ \hline \end{array}$$

www.mathfactfluencyplayground.com

$$\begin{array}{r} 6 \\ + 3 \\ \hline \end{array}$$

www.mathfactfluencyplayground.com

$$\begin{array}{r} 3 \\ + 6 \\ \hline \end{array}$$

www.mathfactfluencyplayground.com

ADDING WITHIN 10 (VERTICAL)



$$\begin{array}{r} 6 \\ + 4 \\ \hline \end{array}$$

www.mathfactfluencyplayground.com

$$\begin{array}{r} 4 \\ + 6 \\ \hline \end{array}$$

www.mathfactfluencyplayground.com

$$\begin{array}{r} 7 \\ + 1 \\ \hline \end{array}$$

www.mathfactfluencyplayground.com

$$\begin{array}{r} 1 \\ + 7 \\ \hline \end{array}$$

www.mathfactfluencyplayground.com

ADDING WITHIN 10 (VERTICAL)



$$\begin{array}{r} 7 \\ + 2 \\ \hline \end{array}$$

www.mathfactfluencyplayground.com

$$\begin{array}{r} 2 \\ + 7 \\ \hline \end{array}$$

www.mathfactfluencyplayground.com

$$\begin{array}{r} 7 \\ + 3 \\ \hline \end{array}$$

www.mathfactfluencyplayground.com

$$\begin{array}{r} 3 \\ + 7 \\ \hline \end{array}$$

www.mathfactfluencyplayground.com

ADDING WITHIN 10 (VERTICAL)



$$\begin{array}{r} 8 \\ + 1 \\ \hline \end{array}$$

www.mathfactfluencyplayground.com

$$\begin{array}{r} 1 \\ + 8 \\ \hline \end{array}$$

www.mathfactfluencyplayground.com

$$\begin{array}{r} 8 \\ + 2 \\ \hline \end{array}$$

www.mathfactfluencyplayground.com

$$\begin{array}{r} 2 \\ + 8 \\ \hline \end{array}$$

www.mathfactfluencyplayground.com

ADDING WITHIN 10 (VERTICAL)



$$9 + 1 = \underline{\quad}$$

www.mathfactfluencyplayground.com

$$1 + 9 = \underline{\quad}$$

www.mathfactfluencyplayground.com

$$10 + 0 = \underline{\quad}$$

www.mathfactfluencyplayground.com


$$0 + 10 = \underline{\quad}$$

www.mathfactfluencyplayground.com

**MAKE 10
MISSING NUMBER
(TEN FRAMES)**

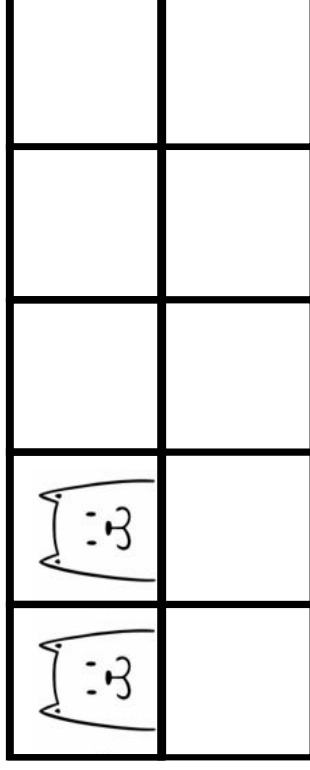
Make 10 Missing Number (Ten Frames)
With these cards we explore ten friends. Cards that make ten. The cards are back to back so that students can work on their “turn around facts.” This will later become known as the “commutative property.”

$$8 + ? = 10$$



www.mathfactfluencyplayground.com

$$? + 2 = 10$$




www.mathfactfluencyplayground.com

MAKE 10














$1 + ? = 10$

www.mathfactfluencyplayground.com








$? + 9 = 10$

www.mathfactfluencyplayground.com






$7 + ? = 10$

www.mathfactfluencyplayground.com

$? + 3 = 10$

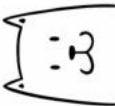



					

www.mathfactfluencyplayground.com

MAKE 10

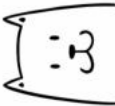



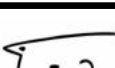



$$4 + ? = 10$$

www.mathfactfluencyplayground.com

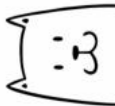




$$? + 6 = 10$$

www.mathfactfluencyplayground.com

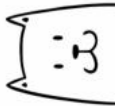






$$5 + ? = 10$$

www.mathfactfluencyplayground.com

$$? + 5 = 10$$



					

www.mathfactfluencyplayground.com

**TURN AROUND
FACTS
(COMMUTATIVE
PROPERTY)**

TURN AROUND FACTS



With these cards students will work on adding within 10. It is important to relate the “turn around facts” to each other. The cards are made to be flipped so that students can see the turn around fact by actually turning the card around. Students need to see these relationships and build this understanding from the beginning!



Turn Around Facts



$1 + 0 = 0$

$0 + 1 = 1$



www.mathfactfluencyplayground.com



$1 - 1 = 0$



www.mathfactfluencyplayground.com



$1 + 3 = 4$

$3 + 1 = 4$



www.mathfactfluencyplayground.com


$4 - 1 = 3$



www.mathfactfluencyplayground.com

Turn Around Facts

$$2 + 9$$




$$2 + 6$$



www.mathfactfluencyplayground.com


$$8$$



$$8$$

www.mathfactfluencyplayground.com

$$3 + 7$$



$$3 + 7$$

$$10$$



$$10$$

www.mathfactfluencyplayground.com

www.mathfactfluencyplayground.com


Turn Around Facts

2 + 7



7

2 + 7



7

www.mathfactfluencyplayground.com

6



9

www.mathfactfluencyplayground.com

2 + 5



5



2 + 5



5

www.mathfactfluencyplayground.com

7




7


www.mathfactfluencyplayground.com

Turn Around Facts

$$2 + 8$$



$$8 + 2$$



$$2 + 8$$



$$8 + 2$$

www.mathfactfluencyplayground.com

www.mathfactfluencyplayground.com



$$1 + 4$$



$$4 + 1$$



$$1 + 4$$




$$4 + 1$$

www.mathfactfluencyplayground.com

www.mathfactfluencyplayground.com

Turn Around Facts


$$3 + 3 = 6$$



3

+

3



=

6



6

www.mathfactfluencyplayground.com

www.mathfactfluencyplayground.com



0

+

0




0



0

+

0



0

www.mathfactfluencyplayground.com

www.mathfactfluencyplayground.com

Turn Around Facts

$$3 + 5$$



$$8$$



$$3 + 5$$



$$8$$


www.mathfactfluencyplayground.com

www.mathfactfluencyplayground.com

$$3 + 4$$



$$7$$



$$3 + 4$$





$$7$$

www.mathfactfluencyplayground.com

www.mathfactfluencyplayground.com

Turn Around Facts

$1 + 1$



$1 + 1$

2




2

www.mathfactfluencyplayground.com

www.mathfactfluencyplayground.com



$7 + 9$



$4 + 6$

10



10

www.mathfactfluencyplayground.com

www.mathfactfluencyplayground.com

Turn Around Facts

$$0 + 5$$



$$0 + 5$$



$$5$$


$$5$$

www.mathfactfluencyplayground.com


www.mathfactfluencyplayground.com



$$7 + 4$$



$$4 + 4$$



$$8$$


$$8$$

www.mathfactfluencyplayground.com

www.mathfactfluencyplayground.com

Turn Around Facts

$1 + 2$




$1 + 2$

$2 + 1$

www.mathfactfluencyplayground.com


$3 + 1$



$3 + 1$

www.mathfactfluencyplayground.com

$5 + 5$





$5 + 5$

$5 + 5$

www.mathfactfluencyplayground.com

$10 + 0$



$10 + 0$


www.mathfactfluencyplayground.com

Turn Around Facts

$$2 + 2$$



$$4$$



$$2 + 2$$



$$4$$

www.mathfactfluencyplayground.com

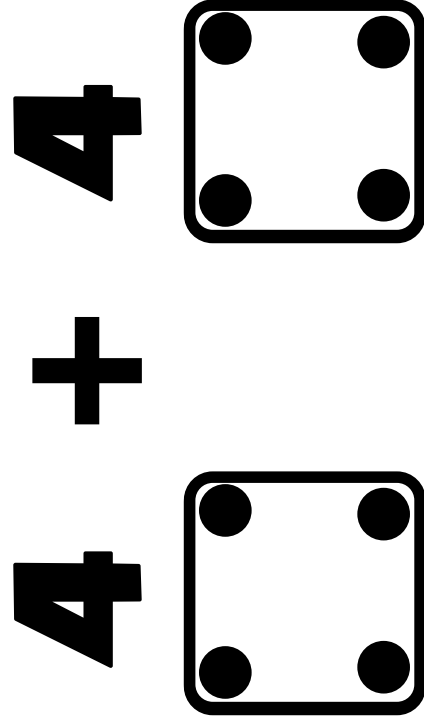
www.mathfactfluencyplayground.com



LOWER DOUBLES ADDITION DICE

Lower Doubles Addition Dice


With these cards students are thinking about doubling a number. They should work on their lower doubles (within 10) and then work on their upper doubles (within 20).



8

LOWER DOUBLES ADDITION DICE

5 + 5




Two dice are shown side-by-side. Each die has five dots: one in the center and four around the perimeter.

www.mathfactfluencyplayground.com

10

www.mathfactfluencyplayground.com

4 + 4



Two dice are shown side-by-side. Each die has four dots: one in each of the four corners.

www.mathfactfluencyplayground.com


8

www.mathfactfluencyplayground.com

LOWER DOUBLES ADDITION DICE



1 + **1**




www.mathfactfluencyplayground.com

2

www.mathfactfluencyplayground.com

2 + **2**




www.mathfactfluencyplayground.com

4

www.mathfactfluencyplayground.com

LOWER DOUBLES ADDITION DICE

3 + 3



The image shows two dice side-by-side. Each die has three dots: one in the top-left corner, one in the center, and one in the bottom-right corner. This represents the number 3.

www.mathfactfluencyplayground.com

6

www.mathfactfluencyplayground.com

**ADDING 3
NUMBERS TO 10**

Adding 3 Numbers

With these cards students are working on the “associative property of addition.” They are learning and practicing that you can add numbers in any order and it doesn’t change the problems. Students should learn to look for ways to combine numbers to make the problems easier. They should look for numbers that make 10 and also doubles.



***Look for doubles or make ten facts first**

$$1 + 3 + 3$$

www.mathfactfluencyplayground.com

7

www.mathfactfluencyplayground.com

ADDING 3 NUMBERS



***Look for doubles or make ten facts first**



$$1 + 1 + 2$$

www.mathfactfluencyplayground.com

4

www.mathfactfluencyplayground.com

***Look for doubles or make ten facts first**



$$4 + 4 + 2$$

www.mathfactfluencyplayground.com

10

www.mathfactfluencyplayground.com

ADDING 3 NUMBERS



***Look for doubles or make ten facts first**



$$2 + 2 + 3$$

www.mathfactfluencyplayground.com

7

www.mathfactfluencyplayground.com

***Look for doubles or make ten facts first**



$$1 + 4 + 4$$

www.mathfactfluencyplayground.com

9

www.mathfactfluencyplayground.com

ADDING 3 NUMBERS



***Look for doubles or make ten facts first**



$$1 + 0 + 0$$

www.mathfactfluencyplayground.com

1

www.mathfactfluencyplayground.com

***Look for doubles or make ten facts first**



$$5 + 5 + 0$$

www.mathfactfluencyplayground.com

10

www.mathfactfluencyplayground.com

ADDING 3 NUMBERS



*Look for doubles or make ten facts first



$$1 + 1 + 0$$

www.mathfactfluencyplayground.com

2

www.mathfactfluencyplayground.com

*Look for doubles or make ten facts first



$$3 + 0 + 0$$

www.mathfactfluencyplayground.com

3

www.mathfactfluencyplayground.com

ADDING 3 NUMBERS



*Look for doubles or make ten facts first

$$2 + 2 + 1$$

www.mathfactfluencyplayground.com

5

www.mathfactfluencyplayground.com



*Look for doubles or make ten facts first

$$2 + 2 + 2$$

www.mathfactfluencyplayground.com

6

www.mathfactfluencyplayground.com

ADDITION MISSING NUMBER

Addition Missing Number

These cards focus on the meaning of the equal sign. We want students to be able to think about the equal sign as “is the same as.” You want students to read the equation and think about the numbers. They can also use 2 ten frames to see the problem visually.

$$8 = 3 + ?$$

www.mathfactfluencyplayground.com

5

www.mathfactfluencyplayground.com

Cut, fold and glue back to back

ADDITION MISSING NUMBER

$$9 = 5 + ?$$

www.mathfactfluencyplayground.com

4

www.mathfactfluencyplayground.com

$$3 + ? = 8$$

www.mathfactfluencyplayground.com

5

www.mathfactfluencyplayground.com

Cut, fold and glue back to back

ADDITION MISSING NUMBER

$$4 + ? = 8$$

www.mathfactfluencyplayground.com

4

www.mathfactfluencyplayground.com

$$4 + 2 = ?$$

www.mathfactfluencyplayground.com

6

www.mathfactfluencyplayground.com

ADDITION MISSING NUMBER

$$4 + 2 = 5 + ?$$

www.mathfactfluencyplayground.com



www.mathfactfluencyplayground.com

$$5 + ? = 6 + 0$$

www.mathfactfluencyplayground.com



www.mathfactfluencyplayground.com

ADDITION MISSING NUMBER

$$1 + 9 = 5 + ?$$

www.mathfactfluencyplayground.com

5

www.mathfactfluencyplayground.com

$$2 + 8 = 6 + ?$$

www.mathfactfluencyplayground.com

4

www.mathfactfluencyplayground.com

ADDITION MISSING NUMBER

$$10 = 5 + ?$$

www.mathfactfluencyplayground.com

5

www.mathfactfluencyplayground.com

$$1 + ? = 2 + 0$$

www.mathfactfluencyplayground.com

1

www.mathfactfluencyplayground.com

BE SURE TO CHECK OUT OTHER FLUENCY ACTIVITIES AT WWW.MATHFACTFLUENCYPLAYGROUND.COM



Q Try Addition or Addition Board Games...

Research

Login

Make it Happen!

[ABOUT](#) [WORKSTATIONS](#) [GRADE LEVEL](#) [TOPICS](#) [CONTENT](#) [PRICING](#) [BOOKS](#) [TEACHER STUDIO](#)

Fluency Doesn't Just Happen. It is a well-planned journey!



A GIFT FOR YOU

Thank you so much for buying this book!
We have a gift for your child. Use this code to get
some EXTRA FREE GOODIES for them to download
and continue practicing their math facts!

Open the camera on your phone
(just like if you are going to take a picture.)
Hold the phone over the qr code (picture
here on the right.) Tap the link that appears
on your screen for your free download.



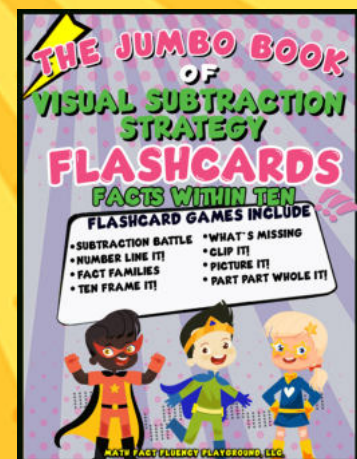


www.mathfactfluencyplayground.com

!!!

This activity book was created to help students with their basic addition and subtraction facts. It is a fun and engaging way for students to practice their fundamental math facts. Purposeful, intentional practice read over time helps students to learn their facts.

⚡

**CHECK OUT MORE MATHTASTIC ACTIVITIES AT
WWW.MATHFACTFLUENCYPLAYGROUND.COM**



MATH FACT FLUENCY PLAYGROUND LLC

MAKE YOUR OWN MATH FLASHCARDS

